

# The L<sup>A</sup>T<sub>E</sub>X dtxdescribe Package

v1.09 — 2024/01/20

© 2016–2024 Brian Dunn

<https://github.com/bdtd/dtxdescribe>

Describe additional object types in dtx or tex source files.

## Abstract

The `doc` package includes tools for describing macros and environments in L<sup>A</sup>T<sub>E</sub>X source `.dtx` format. The `dtxdescribe` package adds additional tools for describing booleans, lengths, counters, hooks, sockets, plugs, keys, packages, classes, options, files, commands, arguments, and other objects. `dtxdescribe` also works with the regular document classes, for those who do not wish to use the `ltxdoc` class and `.dtx` files.

Each described item is given a margin tag similar to `\DescribeEnv`, and is listed in the index by itself and also by type of object displayed in parentheses (length, filename, etc). Each item may be sorted further by an optional category displayed in brackets, such as `[category_name]`.

The `dtxexample` environment is provided for typesetting example code and its results. Contents are displayed verbatim along with a caption and cross-referencing. They are then `\input` and executed, and the result is shown.

Environments are also provided for displaying verbatim or formatted source code, user-interface displays, and sidebars with titles.

Macros are provided for formatting the names of inline L<sup>A</sup>T<sub>E</sub>X objects such as packages and booleans, as well as program and file names, file types, internet objects, the names of certain programs, a number of logos, and inline dashes and slashes.

`dtxdescribe` works with the `ltxdoc` class, but also works with the standard classes as well, except that the `macro` and `environment` environments are not supported. Either `makeidx` or `splitidx` may be loaded by the user. `makeidx` will be used by default.

`dtxdescribe` works with pdfL<sup>A</sup>T<sub>E</sub>X, X<sub>Y</sub>L<sup>A</sup>T<sub>E</sub>X, and LuaL<sup>A</sup>T<sub>E</sub>X, and perhaps other engines as well.

See [change in setup of hyperref and cleveref: Section 2 on page 7.](#)

## Contents

<b>1</b>	<b>Introduction</b>	<b>6</b>
<b>2</b>	<b>Using dtxdescribe</b>	<b>7</b>
<b>3</b>	<b>The macros, and the dtxexample environment</b>	<b>9</b>
3.1	Macros and environments . . . . .	9
3.2	Arguments . . . . .	9
3.3	Booleans, lengths, counters, hooks, sockets, plugs, keys . . . . .	10
3.4	Packages, classes, options . . . . .	10
3.5	Files, programs, commands . . . . .	11
3.6	Other source objects . . . . .	11
3.7	In a description environment . . . . .	12
3.8	Defaults . . . . .	12
3.9	Nesting . . . . .	13
3.10	\margintag, \watchout . . . . .	13
3.11	dtxexample environment . . . . .	13
3.12	noindmacro and noindenvironment environments . . . . .	14
3.13	sourceverb, sourcedisplay, UIDisplay, docsidebar . . . . .	14
3.14	Formatted objects . . . . .	15
3.14.1	L <sup>A</sup> T <sub>E</sub> X objects . . . . .	15
3.14.2	Programs and commands . . . . .	16
3.14.3	File types . . . . .	16
3.14.4	Internet . . . . .	16
3.14.5	Specific programs . . . . .	17
3.14.6	Acronyms, brand names, trademarks . . . . .	17
3.15	Logos . . . . .	17
3.16	Dashes and slashes . . . . .	18

---

<b>4</b>	<b>Examples</b>	<b>19</b>
<b>5</b>	<b>Usage notes</b>	<b>32</b>
<b>6</b>	<b>Code</b>	<b>33</b>
6.1	Required packages . . . . .	33
6.2	Warning sign . . . . .	35
6.3	Special character handling . . . . .	35
6.4	Patching hypdoc, splitidx, doc . . . . .	35
6.5	Gobbling comment characters . . . . .	37
6.6	Vertical spacing . . . . .	38
6.7	Not ltxdoc: ltxdoc emulation . . . . .	38
6.8	Not doc: doc emulation . . . . .	38
6.9	Support macros . . . . .	39
6.10	doc: Key handling for object categories . . . . .	43
6.11	doc: Handling <code>\marginpar</code> inside a float . . . . .	44
6.12	doc: Handling categories and detokenizing names . . . . .	44
6.13	Not doc: <code>\DescribeMacro</code> and <code>\DescribeEnvironment</code> . . . . .	53
6.14	New <code>\Describe. . . macros</code> . . . . .	54
6.15	<code>\DescribeDefault</code> . . . . .	63
6.16	<code>\ItemDescribeMacro</code> , etc. . . . .	63
6.17	<code>\margintag</code> , <code>\watchout</code> . . . . .	67
6.18	Nesting . . . . .	67
6.19	The <code>dtxexample</code> environment . . . . .	68
6.20	<code>noindmacro</code> and <code>noindenvironment</code> . . . . .	70
6.21	<code>sourcedisplay</code> , <code>UIDisplay</code> , <code>docsidebar</code> . . . . .	71
6.22	Formatted objects . . . . .	73
6.22.1	L <sup>A</sup> T <sub>E</sub> X objects . . . . .	73
6.22.2	Programs and commands . . . . .	74

6.22.3	File types	75
6.22.4	Internet	76
6.22.5	Specific programs	77
6.22.6	Acronyms, brand names, trademarks	77
6.23	Logos	77
6.24	Dashes and slashes	79
<b>7</b>	<b>Compiling dtxdescribe</b>	<b>80</b>
<b>A</b>	<b>Change History</b>	<b>81</b>
<b>B</b>	<b>Index</b>	<b>82</b>

## List of Examples

1	Macros	19
2	Environment	20
3	Second Environment	20
4	Booleans and Counters	21
5	Lengths	21
6	Hooks and Sockets	21
7	Packages, Classes, and Options	22
8	Files, Commands, and Programs	22
9	Keys	23
10	Arguments	24
11	Object	25
12	Other	25
13	Description environments	26
14	Nesting	27
15	dtxexample	28

dtxdescribe	5
-------------	---

---

16	<code>fsourceverb</code>	29
17	<code>sourcedisplay</code>	29
18	<code>UIDisplay</code>	30
19	<code>docsidebar</code>	31

## List of Figures

1	A Figure	28
---	----------	----

## 1 Introduction

The `doc` package provides `\DescribeMacro` and `\DescribeEnv` to help document new macros and environments. Each generates a heading in the documentation, to which `\marg`, `\oarg`, and `\parg` may be added to identify arguments to be passed to the new object. Their names are added to the margin, and index entries are added, as well as group of entries for environments.

`dtxdescribe` extends this concept to include a number of additional objects, such as booleans and keys. To help identify what is being described in the margin, small tags are added to the name, such as “Env”, “Bool”, or “Key”. These new objects are also listed in the index with the same tag shown after their names, and also by group. Optional categories may be used to further sort index entries.

Modifications have been made to interact with `hyperref` to provide hyper links for regular index entries as well as the new `\Describe` entries.

Additional macros are provided to generate colored margin tags and warnings, and a new `dtxexample` environment demonstrates code examples.

This documentation and its index show examples of these macros in use.

While the index may appear to be overkill for a small package, keep in mind that it includes a number of fictional entries from the examples. Extensive cross-referencing can be useful for larger works. And, of course, you need not cross-reference everything!

## 2 Using dtxdescribe

To use dtxdescribe with the ltxdoc class and .dtx files:

```
%<*driver>
\documentclass{ltxdoc}
...
\usepackage{lmodern}
...
\usepackage{dtxdescribe}
...
\usepackage{packagename} % the name of your new package
...

% hyperref now automatically loaded by \pkg{ltxdoc}.

\AtBeginDocument{
  \hypersetup{...}%           If needed.
  \pdfstringdefDisableCommands{ ... }%  If needed.
}

\AddToHook{begindocument/before}{% Before .aux file is loaded.
  \usepackage{cleveref}%           If needed.
  \crefname{somename}{name}{names}%  If needed.
}

...
%</driver>
```

To use dtxdescribe with the regular classes, such as article, use:

```
\documentclass{article}

\usepackage{dtxdescribe}

\usepackage{hyperref}%           If needed.
  \hypersetup{...}%           If needed.
  \pdfstringdefDisableCommands{ ... }%  If needed.

\usepackage{cleveref}%           If needed.
  \crefname{somename}{name}{names}%  If needed.


\begin{document}
...
\end{document}
```

Various objects inside the dtx or tex file may be described with new macros such as `\DescribeBoolean`, `\DescribeLength`, `\DescribeCounter`, similar to the already-familiar `\DescribeMacro` and `\DescribeEnv`.

Optional “categories” may be assigned to the objects being described, including the new versions of `\DescribeMacro` and `\DescribeEnv`. These categories are printed in the margin tag and index entry for each item, and also generate additional index entries sorted by category. This is especially useful for key/value sets, where several sets may appear in the same document.

`inside a float` The margin tag is not printed if the `\Describe` macros are used inside a float such as a table, but the index entries are still made.

`\margintag{text}` `\margintag{text}` may be used to place a colored tag in the margin to summarize paragraph contents or draw attention to an index destination.

 `\watchout[text]` `\watchout[optional text]` may be used to place a red warning sign in the margin, along with optional text.

The `dtxexample` environment may be used to typeset and execute small pieces of  $\text{\LaTeX}$  code as examples of its use. Optional cross-referencing notes may be used to refer to any example float being generated. `\listofdtxexamplefloats` prints the list of examples.



## 3 The macros, and the dtxexample environment

### 3.1 Macros and environments

macro (*env*) These are only provided by the ltxdoc class and doc package to document a .dtx file, where comments are used by *docstrip* to disable these environments in the resulting .sty file. When using the regular document classes, the macro and environment environments would localize any definitions, and \DescribeMacro and \DescribeEnv should be used instead.

⚠ .dtx only

\DescribeMacro [*category*] {*\name*}

The preexisting macro from the doc package is redefined to create hyperlinked index entries, and include an optional category. A margin tag is created and an index entry is made. When the optional category is used, it is displayed along with the margin tag, and is used to group an index entry by macro name and another index entry by category. An example would be to describe the float creation and caption setup for a new category of float, such as the dtxexample float and the example “photograph” float both found in the index for this document. See example 1 on page 19 for examples.

\DescribeEnv [*category*] {*environment name*}

The preexisting macro from the doc package is redefined to create hyperlinked index entries, include an optional category, and also to place an ‘Env’ tag in front of the name in the margin. See example 2 on page 20.

### 3.2 Arguments

The \Describe. . . macros may be followed by \marg, \oarg, and \parg to describe arguments passed to the macros.

\marg {*text*}

Shows a mandatory argument for a macro or environment.

The results looks like {*mandatory*}.

\oarg {*text*}

Shows an optional argument for a macro or environment.

The results looks like [*optional*].

\parg {*text*}

Used for “picture” arguments, such as coordinates.

The result looks like (*coordinate*).

`\DescribeArgument` [*category*] {*argument*}

May be used to describe actions taken when given certain macro arguments. These will be given an ‘Arg’ margin tag and will appear in the index. The category may be used to categorize arguments by their macro or environment name. See example 10 on page 24.

### 3.3 Booleans, lengths, counters, hooks, sockets, plugs, keys

See example 4 on page 21.

`\DescribeBoolean` [*category*] {*name*}

Describes a boolean. Given a ‘Bool’ tag in the margin and index.

`\DescribeLength` [*category*] {*name*}

Describes a length. Given a ‘Len’ tag in the margin and index.

`\DescribeCounter` [*category*] {*name*}

Describes a counter. Given a ‘Ctr’ tag in the margin and index.

`\DescribeHook` [*category*] {*name*}

Describes a hook. Given a ‘Hook’ tag in the margin and index. The category may be used to categorize hooks by package. The hook name may or may not have a backslash. Example:

```
\DescribeHook{\hookname}
\DescribeHook[LaTeX]{para/begin}
```

`\DescribeSocket` [*category*] {*name*}

`\DescribePlug` [*category*] {*name*}

Describes a socket or plug. Given a ‘Socket’ or ‘Plug’ tag in the margin and index. The category may be used to categorize sockets and plugs by package. Example:

```
\DescribeSocket{socketname}
\DescribePlug{plugname}
```

`\DescribeKey` [*category*] {*name*}

Describes a key. Given a ‘Key’ tag in the margin and index. The category may be used to categorize keys by their key/value group. See example 9 on page 23.

### 3.4 Packages, classes, options

`\DescribePackage` [*category*] {*name*}

Describes a package. Given a ‘Pkg’ tag in the margin and index.

`\DescribeClass` [*category*] {*name*}

Describes a L<sup>A</sup>T<sub>E</sub>X class. Given a ‘Cls’ tag in the margin and index.

`\DescribeOption` [*category*] {*name*}

Describes a L<sup>A</sup>T<sub>E</sub>X package or class option. Given an ‘Opt’ tag in the margin and index.

### 3.5 Files, programs, commands

`\DescribeFile` [*category*] {*name*}

Describes an operating-system file. Given a ‘File’ tag in the margin and index. The filename may have underscores.

`\DescribeProgram` [*category*] {*name*}

Describes an operating-system program. Given a ‘Prog’ tag in the margin and index. The program name may have underscores.

`\DescribeCommand` [*category*] {*name*}

Describes an operating-system command. Given a ‘Cmd’ tag in the margin and index. The command name may have underscores.

### 3.6 Other source objects

`\DescribeObject` [*category*] {*name*}

Describes an arbitrary programming object, such as a color definition or caption setup. A margin tag and index entry are created with `\ttfamily` type. When a category is used, it is added to the margin tag, appended to the index entry, and a second index entry is created grouped by category. If a macro name is to be described, use `\DescribeMacro` instead. See example 11 on page 25.

`\DescribeOther` [*category*] {*name*}

Describes an arbitrary non-programming object, such as a license agreement or credits. A margin tag and index entry are created in roman type. When a category is used, it is added to the margin tag, appended to the index entry, and a second index entry is created grouped by category. See example 12 on page 25.

### 3.7 In a description environment

To describe an object using a description environment, use the following. See example 13 on page 26.

<code>\ItemDescribeMacro</code>	<code>[&lt;category&gt;] {&lt;\name&gt;}</code>	A description.
<code>\ItemDescribeEnv</code>	<code>[&lt;category&gt;] {&lt;name&gt;}</code>	A description.
<code>\ItemDescribeArgument</code>	<code>[&lt;category&gt;] {&lt;argument&gt;}</code>	A description.
<code>\ItemDescribeBoolean</code>	<code>[&lt;category&gt;] {&lt;name&gt;}</code>	A description.
<code>\ItemDescribeLength</code>	<code>[&lt;category&gt;] {&lt;\name&gt;}</code>	A description.
<code>\ItemDescribeCounter</code>	<code>[&lt;category&gt;] {&lt;name&gt;}</code>	A description.
<code>\ItemDescribeHook</code>	<code>[&lt;category&gt;] {&lt;name&gt;}</code>	A description.
<code>\ItemDescribeSocket</code>	<code>[&lt;category&gt;] {&lt;name&gt;}</code>	A description.
<code>\ItemDescribePlug</code>	<code>[&lt;category&gt;] {&lt;name&gt;}</code>	A description.
<code>\ItemDescribeKey</code>	<code>[&lt;category&gt;] {&lt;name&gt;}</code>	A description.
<code>\ItemDescribePackage</code>	<code>[&lt;category&gt;] {&lt;package_name&gt;}</code>	With underscores.
<code>\ItemDescribeClass</code>	<code>[&lt;category&gt;] {&lt;class_name&gt;}</code>	With underscores.
<code>\ItemDescribeOption</code>	<code>[&lt;category&gt;] {&lt;name&gt;}</code>	A description.
<code>\ItemDescribeFile</code>	<code>[&lt;category&gt;] {&lt;file_name&gt;}</code>	With underscores.
<code>\ItemDescribeProgram</code>	<code>[&lt;category&gt;] {&lt;program_name&gt;}</code>	With underscores.
<code>\ItemDescribeCommand</code>	<code>[&lt;category&gt;] {&lt;command_name&gt;}</code>	With underscores.
<code>\ItemDescribeObject</code>	<code>[&lt;category&gt;] {&lt;name&gt;}</code>	A description.
<code>\ItemDescribeOther</code>	<code>[&lt;category&gt;] {&lt;name&gt;}</code>	A description.

### 3.8 Defaults

<code>\DescribeDefault</code>	<code>{&lt;value&gt;}</code>	
<code>Default: value</code>		Shows the default value of a <code>\Describe. . .</code> item, such as displayed here. Place this macro immediately after the <code>\Describe. . .</code> macro and any arguments, but before the text description.
<code>\DescribeDefaultcolor</code>		The color of the margin tag used to show the default value. This is used by <code>\textcolor</code> to create the margin tag.
<code>Default: green!50!black</code>		

### 3.9 Nesting

`\shownesting` \* [*fraction of \linewidth*] {*container name*} {*contents*}

It may be useful to show which objects contain which other objects. `\shownesting` shows a box enclosing a name for the container, and the container's contents. `\shownesting` be nested, showing boxes inside other boxes, which displays how each environment and macro is fit together inside each other.

The optional argument is the fraction of `\linewidth` to use for the box, from [0] to [1]. The default is [1]. Each `\shownesting` starts its own paragraph, unless the star \* is used, in which case the `\shownesting*` appears inline with previous text. To place two `\shownesting` boxes side-by-side, use optional arguments to specify less than full `\linewidth` for each box, and use `\shownesting*` for the second box to place it inline.

See example 14 on page 27 for an example.

### 3.10 `\margintag`, `\watchout`

`\margintag` {*text*}

Creates a colored margin tag. May be used to identify the topic of a paragraph or the destination of an arbitrary index entry.

`\margintag{example}`

`\margintagcolor` The color of the `\margintag`.

Default: `blue!70!black`

`\watchout` [*text*]

Creates a red margin tag with a warning sign and optional text. May be used to warn the reader of special instructions, etc. Without the optional text the warning sign is displayed by itself.

 `\watchout{example}`

`\watchoutcolor` The color of the `\watchout`.

Default: `red!50!black`

### 3.11 `dtxexample` environment

`dtxexample (env.)` \* [*Notes/cross-references*] {*caption & label*}

The `dtxexample` environment is useful for demonstrating a piece of  $\text{\LaTeX}$  code. The example is a simulated float with its own caption and optional label, along with optional notes and/or cross-referencing commands. The contents of the `dtxexample` environment are printed verbatim, then loaded and executed as  $\text{\LaTeX}$  code, showing the results just below the printed code. In the case of float commands, the floats are generated as expected somewhere nearby, and should be given their own labels. References to the float's labels may be placed in the optional argument to the `dtxexample` environment, and will be printed below the code.

The unstarred version places the code inside a minipage, forbidding a page break in the middle of the code listing. The starred version does not use a minipage. This is required when the code is too large to fit on a single page.


`listofdtxexamplefloats` Prints the list of examples.

See example 15 for a demonstration of how `dtxexample` works.

The examples may be customized by redefining the following, perhaps for another language:

`\dtxexamplecodename` The text name of the code section.  
 Default: Code:  
`\dtxexampleresultname` The text name of the result section.  
 Default: Result:

### 3.12 noindmacro and noindenvironment environments

 **.dtx only** These are like macro and environment, but not indexed. These only make sense if using the `ltxdoc` class and `doc` package to document a `.dtx` file, where comments are used by `docstrip` to disable these environments in the resulting `.sty` file. When using the regular document classes, `noindmacro` and `noindenvironment` environments should not be used, as they would localize any definitions. `\DescribeMacro` and `\DescribeEnv` should be used instead.

`noindmacro (env)` `{\name}` To document macros which should not be included in the index.

`noindenvironment (env)` `{\name}` To document environments which should not be included in the index.

Replace

```
\begin{macro}{\macroname} \oarg{optional} \marg{mandatory}
...
\end{macro}
```

with

```
\begin{noindmacro}{\macroname} \oarg{optional} \marg{mandatory}
...
\end{noindmacro}
```

and similarly for `noindenvironment`.

### 3.13 sourceverb, sourcedisplay, UIdisplay, docsidebar

`sourceverb (env)` `[\key/values]` Display source code verbatim. Uses optional `fancyvrb` keys. Includes `gobble=2` to absorb the leading % and space character of a `dtx` file source format. Because this is a verbatim environment, it *cannot* be used inside a macro.  
 Default: `gobble=2,`  
`tabsize=4,`  
`xleftmargin=2em`

- `fsourceverb` (*env.*) [*<key/values>*] Display source code verbatim inside a frame. A label may be included using the `label` key. Because this is a verbatim environment, it *cannot* be used inside a macro. See example 16 on page 29.
- Default: `gobble=2,`  
`tabsize=4,`  
`xleftmargin=2em,frame=lines`
- `sourcedisplay` (*env.*) Display source code with manual formatting. This is not a verbatim environment. `\textcolor`, `\textbf`, and `\emph` may be used to highlight text. Macros must be escaped with `\cs`, characters such as `{` must be produced with `\{`, etc. `\` must be used to force a new line. `\fquad`, `\fqquad`, and `\fqqqquad` may be used to force indenting. Because this is *not* a verbatim environment, it *can* be used inside a macro. See example 17 on page 29.
- `\fquad` Single-level indent inside a `sourcedisplay`.
- `\fqquad` Double-level indent inside a `sourcedisplay`.
- `\fqqqquad` Triple-level indent inside a `sourcedisplay`.
- `UIDisplay` (*env.*) Displays a user interface, such as a dialog box entry or a menu selection. See example 18 on page 30. Also see the `\UI` macro..
- `\userentry` *{<text to enter>}* Typeset something for the user to enter. Also see the `\cmds` macro.
- `\userentryname` Text to tell the user to enter the following item. Change with `\renewcommand`.  
 Default: `Enter` ⇒
- `docsidebar` (*env.*) [*<title>*] Creates a sidebar within the document. See example 19 on page 31.

## 3.14 Formatted objects

Macros to format references to various kinds of objects.

This `dtxdescribe` package documentation uses `erewhon`, `cabin`, and `inconsolata`, along with `metalogo`, to demonstrate the following font effects.

### 3.14.1 L<sup>A</sup>T<sub>E</sub>X objects

- `\pkg` *{<packagename>}* Prints as `packagename`. Also for a classname.
- `\cs` *{<csname>}* Prints as `\csname`.
- `\env` *{<environment>}* Prints as `environment`.
- `\marg` *{<argument>}* Prints *{<arg>}*. Mandatory argument.
- `\oarg` *{<argument>}* Prints *[<arg>]*. Optional argument.
- `\parg` *{<argument>}* Prints *(<arg>)*. Picture-mode argument.
- `\ctr` *{<counter>}* Prints as `counter`.

- `\bool`  $\{\langle boolean \rangle\}$  Prints as boolean.
- `\optn`  $\{\langle option \rangle\}$  Prints as option, for example to a macro, package, class.
- `\TOC` TOC: Table of contents.
- `\LOF` LOF: List of figures.
- `\LOT` LOT: List of tables.

### 3.14.2 Programs and commands

- `\progcode` Prints as inline program code: Escape underscores and other special characters such as `{`, `%`, `$`.
- `\prog` Prints as *grep*, *make*: A program name. Underscores allowed.
- `\filenm` Prints as `file_name`: Underscores allowed.
- `\UI` Prints as **General user-interface text**. What the user sees on the display. Also see the `UIDisplay` environment.
- `\cmds` Prints as **Commands to be entered**: What the user enters. Escape underscores and other special characters such as `{`, `%`, `$`. Also see the `\userentry` macro.

### 3.14.3 File types

- `\ODT` ODT OpenDocument Format word processing document
- `\SVG` SVG image format
- `\PNG` PNG image format
- `\GIF` GIF image format
- `\JPG` JPG image format
- `\EPS` EPS image format
- `\PDF` PDF image format
- `\DVI` DVI image format

### 3.14.4 Internet

- `\UTF` UTF: Unicode
- `\URL` URL: Uniform Resource Locator
- `\element`  $\{\langle element name \rangle\}$  Prints as `<element>`, an HTML/CSS element



---

<code>\attribute</code>	<code>{\langle attribute name \rangle}</code>	Prints as <code>attribute</code> , an HTML/CSS attribute. pdfTeX and XeTeX only. <b>Not for LuaTeX.</b>
<code>\attrib</code>	<code>{\langle attribute name \rangle}</code>	Prints as <code>attribute</code> , an HTML/CSS attribute. pdfTeX, XeTeX, or LuaTeX.
<code>\HTML</code>		HTML: Hypertext Markup Language
<code>\HTMLfive</code>		HTML5: Old-style figure if font supports
<code>\CSS</code>		css: Cascading Style Sheet
<code>\CSSthree</code>		css3: Old-style figure if font supports
<code>\EPUB</code>		EPUB: E-book file format

### 3.14.5 Specific programs

<code>\TikZ</code>		TikZ: Package logo
<code>\CTAN</code>		CTAN: Comprehensive TeX Archive Network
<code>\TDS</code>		TDS: TeX Directory Structure
<code>\MathML</code>		MathML: Mathematical Markup Language
<code>\MathJax</code>		MATHJAX: Math on the web.

### 3.14.6 Acronyms, brand names, trademarks

<code>\brand</code>	<code>{\langle name \rangle}</code>	BRANDNAME, COMPANY NAME
<code>\acro</code>	<code>{\langle acronym \rangle}</code>	ACRO: Acronym
<code>\supregistered</code>		Superscript trademark symbol <sup>®</sup>

## 3.15 Logos

Several additional logos are provided.

Also see the `metalogo` and `metalogox` packages.

<code>\dviTeX</code>		DVI TeX
<code>\dviLaTeX</code>		DVI L <sup>A</sup> TeX
<code>\pdfTeX</code>		PDF TeX
<code>\pdfLaTeX</code>		PDF L <sup>A</sup> TeX

<code>\LuaTeX</code>	<code>LuaTeX</code>
<code>\LuaLaTeX</code>	<code>LuaLaTeX</code>
<code>\XeTeX</code>	<code>X<sub>E</sub>TeX</code> , with reversed E if <code>graphics</code> is loaded.
<code>\XeLaTeX</code>	<code>X<sub>E</sub>LaTeX</code> , with reversed E if <code>graphics</code> is loaded.
<code>\AmS</code>	<code>AMS</code>
<code>\LyX</code>	<code>LyX</code>
<code>\BibTeX</code>	<code>BibTeX</code>
<code>\MakeIndex</code>	<code>MakeIndex</code>
<code>\ConTeXt</code>	<code>ConTeXt</code>
<code>\MiKTeX</code>	<code>MiKTeX</code>

### 3.16 Dashes and slashes

<code>\thinspace</code>	A breakable thin skip.
<code>\endash</code>	An endash: –
<code>\emdash</code>	An emdash: —
<code>\thinbrspace</code>	A thin space which allows a line break.
<code>\thinthinbrspace</code>	A very thin space which allows a line break.
<code>\Dash</code>	An unbreakable thin space, emdash, and breakable thin space: A—B
<code>\dash</code>	An unbreakable thin space, endash, and breakable thin space: A–B
<code>\Slash</code>	An unbreakable very thin space, a slash, and a breakable very thin space:

Command	Result	
<code>A--B</code>	A–B	(not breakable)
<code>A \dash B</code>	A–B	(only breakable before the B)
<code>A -- B</code>	A–B	(breakable before or after the dash)
<code>A---B</code>	A—B	(not breakable)
<code>A \Dash B</code>	A—B	(only breakable before the B)
<code>A --- B</code>	A—B	(breakable before or after the dash)
<code>A/B</code>	A/B	(not breakable)
<code>A \Slash B</code>	A/B	(only breakable before the B)
<code>A / B</code>	A / B	(breakable before or after the slash)
<code>A~/~B</code>	A / B	(not breakable)

## 4 Examples

---

### Example 1: Macros

---

*Code:*

```
\DescribeMacro{\mymacro} \oarg{optional} \marg{mandatory}
  A typical macro definition.
```

```
\DescribeMacro[photograph]{\DeclareFloatingPhoto}
Create a photograph float environment.
```

```
\DescribeMacro[c=photograph]{\photocaptionsetup}
Caption settings for a photograph float.
```

```
\DescribeMacro[photograph]{\cphotonameref}
\pkg{cleveref} name for the photograph float.
```

*Result:*

```
\mymacro  [optional] {mandatory} A typical macro definition.
\DeclareFloatingPhoto [photograph] Create a photograph float environment.
\photocaptionsetup [photograph] Caption settings for a photograph float.
\cphotonameref [photograph] cleveref name for the photograph float.
```

---

The optional category is used to label and group tags and index entries. See this document's index entries for examples of this "photograph" category and the `dtxexample` category of macros.

The re-defined `\DescribeMacro`, `\DescribeEnv`, and all the following macros create [hyperlinks](#) hyperlinked index entries, along with regular uses of `\index`.

---

**Example 2: Environment**

---

*Code:*

```
\DescribeEnv{myenvironment} \marg{argument} Short description.
```

*Result:*

```
myenvironment (env) {<argument>} Short description.
```

---

**add'l tags**

The re-defined `\DescribeEnv` adds an ‘Env’ tag to the margin, and adds “(environment)” to its own index entry. Note that environments and all the other new objects defined by this package each receives two index entries, one by name, and one grouped with others of its kind.

**index groups** **too much text**

Example 2 shows descriptive text on the same line as the `\DescribeEnvironment`. For macros and environments with many arguments after the name, it may be better to place any additional text in a following paragraph.

---

**Example 3: Second Environment**

---

*Code:*

```
\DescribeEnv[kindofenvironment]{otherenvironment}
  \oarg{opt args} \parg{coordinates} A description.
```

*Result:*

```
otherenvironment (env) [<opt args>] (<coordinates>) A description.
[kindofenvironment]
```

---

The `otherenvironment` will be indexed by itself and also with `myenvironment` under the index entry “environments”, and also under the category `kindofenvironment`.

---

**Example 4: Booleans and Counters**

---

*Code:*`\DescribeBoolean[examples]{sampleboolean} Some description.``\DescribeCounter[examples]{samplecounter} Some description.`

---

*Result:*`sampleboolean` (*bool*) [examples] Some description.`samplecounter` (*Ctr*) [examples] Some description.

---

Most of the new `\Describe_____` macros behave like the new `\DescribeEnv`, placing a tag in the margin, an index entry by name, and another index entry by group.

---

**Example 5: Lengths**

---

*Code:*`\DescribeLength[photograph]{\photowidth} Some description.`

---

*Result:*`\photowidth` (*Len*) [photograph] Some description.

---

Lengths have a leading backslash, but are otherwise described the same as the rest of the objects.

---

**Example 6: Hooks and Sockets**

---

*Code:*`\DescribeHook{\hookname} A hook with a backslash.``\DescribeHook{para/begin} A hook without a backslash.``\DescribeSocket{socketname} A socket.``\DescribePlug{plugname} A socket plug.`

---

*Result:*`\hookname` (*Hook*) A hook with a backslash.`para/begin` (*Hook*) A hook without a backslash.`socketname` (*Socket*) A socket.`plugname` (*Plug*) A socket plug.

---

Hooks may or may not have a leading backslash.

---

### Example 7: Packages, Classes, and Options

---

*Code:*

```
\DescribePackage[examples]{samplepackage}
  About a \LaTeX\ package.

\DescribeClass[examples]{sample_class}
  About a \LaTeX\ class.

\DescribeOption[examples]{sampleoption}
  About an option for a package or class.
```

*Result:*

```
samplepackage (Pkg) [examples] About a LATEX package.
  sample_class (Cls) [examples] About a LATEX class.
sampleoption (Opt) [examples] About an option for a package or class.
```

---



---

### Example 8: Files, Commands, and Programs

---

*Code:*

```
\DescribeFile[bigfiles]{really_big_file.txt} Some description.

\DescribeFile[bigfiles]{another_big_file.txt} Some description.

\DescribeFile{lone_file.txt} Some description.

\DescribeCommand{OS_command} An operating-system command.

\DescribeProgram{program_name} An operating-system program.
```

*Result:*

```
really_big_file.txt (file) Some description.
  [bigfiles]
another_big_file.txt (file) Some description.
  [bigfiles]
lone_file.txt (file) Some description.
  OS_command (Cmd) An operating-system command.
program_name (Prog) An operating-system program.
```

---

Filenames, program names, and command names may have underscores, such as tested here. A category is used to group “bigfiles” together in the index.

---

**Example 9: Keys**

---

*Code:*

```
\DescribeKey[groupofkeys]{firstkey} About the first key
  of the |groupofkeys| set.

\DescribeKey[groupofkeys]{secondkey} About the second key
  of |groupofkeys|.

\DescribeKey[examples]{samplekey} About some key of |otherkeys|.

\DescribeKey[examples]{sampletwokey} About another key of |otherkeys|.

\DescribeKey{lonekey} A key without a category.
```

*Result:*

```
firstkey (Key) [groupofkeys] About the first key of the groupofkeys set.
secondkey (Key) [groupofkeys] About the second key of groupofkeys.
  samplekey (Key) [examples] About some key of otherkeys.
sampletwokey (Key) [examples] About another key of otherkeys.
  lonekey (Key) A key without a category.
```

---

See the index key groups.

---

**Example 10: Arguments**

---

*Code:*

```
\DescribeArgument[figure]{[H]}
What happens when a figure is [H]ere.

\DescribeArgument[figure]{[M]}
What happens when a figure is in the [M]argin.


\DescribeArgument[\mymacro]{bold}
What happens when \cs{mymacro} is given the |bold| argument.
```

*Result:*

```
[H] (Arg) [figure] What happens when a figure is [H]ere.
[M] (Arg) [figure] What happens when a figure is in the [M]argin.
bold (Arg) [\mymacro] What happens when \mymacro is given the bold argument.
```

---

Arguments behave like keys, and may have an optional category to identify their macro or environment, and group their entries in the index.

 **macro names** Note you may need to use `\cs{mymacro}` for the macro's name.



---

**Example 11: Object**

---

*Code:*

```

\DescribeObject[color]{somecolor}
  The color of something.

\DescribeObject[color]{othercolor}
  The other color.

\DescribeObject{randomobject} About some random object.

```

*Result:*

```

somecolor [color] The color of something.
othercolor [color] The other color.
randomobject About some random object.

```

---

Describes an arbitrary programming object, using `\ttfamily` text.

---

---

**Example 12: Other**

---

*Code:*

```

\DescribeOther{license agreement}
The following is the fictional license agreement:

\DescribeOther{Before myenvironment}
  Actions to be done \cs{BeforeBeginEnvironment}.

\DescribeOther[othercategory]{Other Item} About the other item.

\DescribeOther[othercategory]{Additional Item} About the add'l item.

```

*Result:*

```

license agreement The following is the fictional license agreement:
Before myenvironment Actions to be done \BeforeBeginEnvironment.
Other Item [othercategory] About the other item.
Additional Item [othercategory] About the add'l item.

```

---

Describes an arbitrary non-programming object, using roman text.

---

---

**Example 13: Description environments**


---

*Code:*

```

\begin{description}
\ItemDescribeMacro[descexamples]{\macroname} Describe the macro.
\ItemDescribeBoolean[descexamples]{booleanname} Describe the boolean.
\ItemDescribeLength[descexamples]{\lengthname} Describe the length.
\ItemDescribeKey[descexamples]{keyname} Describe the key.
\ItemDescribePackage[descexamples]{package_name} Describe the package.
\ItemDescribeClass[descexamples]{class_name} Describe the class.
\ItemDescribeFile[descexamples]{file_name} Describe the file.
\ItemDescribeProgram[descexamples]{program_name} Describe the program.
\ItemDescribeCommand[descexamples]{command_name} Describe the command.
\end{description}

```

*Result:*

<code>\macroname</code> [descexamples]	<b>\macroname:</b> Describe the macro.
<code>booleanname</code> ( <i>bool</i> ) [descexamples]	<b>booleanname:</b> Describe the boolean.
<code>\lengthname</code> ( <i>Len</i> ) [descexamples]	<b>\lengthname:</b> Describe the length.
<code>keyname</code> ( <i>Key</i> ) [descexamples]	<b>keyname:</b> Describe the key.
<code>package_name</code> ( <i>Pkg</i> ) [descexamples]	<b>package_name:</b> Describe the package.
<code>class_name</code> ( <i>Cls</i> ) [descexamples]	<b>class_name:</b> Describe the class.
<code>file_name</code> ( <i>file</i> ) [descexamples]	<b>file_name:</b> Describe the file.
<code>program_name</code> ( <i>Prog</i> ) [descexamples]	<b>program_name:</b> Describe the program.
<code>command_name</code> ( <i>Cmd</i> ) [descexamples]	<b>command_name:</b> Describe the command.

---

 Uses a description environment to describe objects.

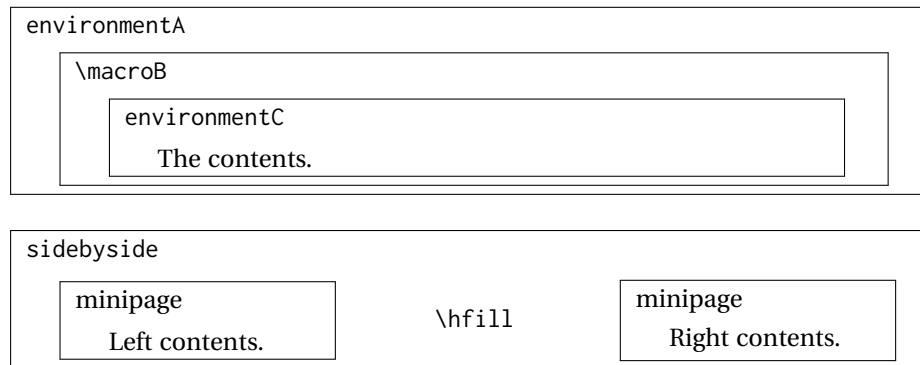
**Example 14: Nesting***Code:*

```

\shownesting{\env{environmentA}}{
  \shownesting{\cs{macroB}}{
    \shownesting{\env{environmentC}}{
      The contents.
    }
  }
}

\shownesting{\env{sidebyside}}{
  \shownesting[.35]{minipage}{
    Left contents.
  }
  \hfill \cs{hfill} \hfill
  \shownesting* [.35]{minipage}{
    Right contents.
  }
}

```

*Result:*

Note the use of the optional arguments to select less than full `\linewidth`, and the starred form for the second box to place it inline with the `\hfill` text.

Contents of the figure.

Figure 1: A Figure

### Example 15: dtxexample

*Code:*

```
\begin{figure}
  \centering\fbbox{Contents of the figure.}
  \caption{A Figure}\label{fig:afigure}
\end{figure}
```

*Result:*

See *fig. 1*

Example 15, typeset above, was created with the following code:

```
\begin{dtxexample}[See \cref{fig:afigure}]
  {\env{dtxexample}\label{ex:dtxexample}}
\begin{figure}
  \centering\fbbox{Contents of the figure.}
  \caption{A Figure}\label{fig:afigure}
\end{figure}
\end{dtxexample}
```

When the example was created:

1. The “float” of type `dtxexamplefloat` was created, with the caption “dtxexample” and the label `ex:dtxexample`, which points to example 15.
2. The code was displayed verbatim.
3. The code was written to the file `dtxexample_cut.tex`.
4. The code was `\input` from `dtxexample_cut.tex`.
5. Executing the code created the figure with caption “A Figure” and label `fig:afigure`, which points to *fig. 1*.
6. The cross-reference to the figure was shown on the optional display line by the optional argument to `dtxexample`.
7. The starred form of `dtxexample` was used to create the closing rule below the code, since a float was being generated and nothing followed the code inline. An unstarred version would have created an extra rule.

**Example 16: fsourceverb***Code:*

```
% \begin{fsourceverb}[label=An fsourceverb example]
% \newcommand{fdosomething}[1][whattodo]{
%   doing #1
% }
% \end{fsourceverb}
```

*Result:*


---

An fsourceverb example

---

```
\newcommand{fdosomething}[1][whattodo]{
  doing #1
}
```

---

(The leading % characters would be present in the dtx source.)

**Example 17: sourcedisplay***Code:*

```
\begin{sourcedisplay}
\cs{newcommand}\{dosomething\}[1][\textcolor{red}{whattodo}]{\{\}
\quad \textcolor{blue}{doing \textcolor{red}{\#1}}\}
\}
\end{sourcedisplay}
```

*Result:*


---

```
\newcommand{dosomething}[1][whattodo]{
  doing #1
}
```

---

**Example 18: UIdisplay**

---

*Code:*

```
Select:
\begin{UIdisplay}
  \textsf{Preferences $\to$ Plugins $\to$ Files $\to$ HTML}
\end{UIdisplay}
For the field
\begin{UIdisplay}
Title heading:
\end{UIdisplay}
\userentry{H1}
```

---

*Result:*

Select:

**Preferences → Plugins → Files → HTML**

For the field

**Title heading:**

Enter ⇒ **H1**

---

**Example 19: docsidebar**

---

*Code:*

Main text.

More main text.

```
\begin{docsidebar}[A title]
An aside, which may help explain something
incidental to the main text.
\end{docsidebar}
```

Additional main text.

---

*Result:*

Main text.

More main text.

*A title*

---

An aside, which may help explain something incidental to the main text.

---

Additional main text.

---

## 5 Usage notes

**Placement of `\Describe` macros:** Typically L<sup>A</sup>T<sub>E</sub>X macro and environment definitions are enclosed in `macro` and `environment` environments at their place in the source code. `\DescribeMacro` and `\DescribeEnv` would be used elsewhere in the manual to describe how to use the code. `\DescribeBoolean` and such might be at their place in the source code, unless they are worthy of discussion for the end-user, in which case they should be in the “User’s Manual” section of the document.<sup>1</sup> It may be useful to use `\DeclareBoolean` and friends both at the code location and also in the User’s Manual section.

**Extra spaces:** When placing multiple uses of `\Describe`, `\index`, `\margintag`, and `\watchout` macros together, care must be taken to avoid extra space in the printed text where these macros occur. A trailing percent character may be used to avoid the extra space:

```
text text text% <-- avoids extra space
\margintag{A comment.}
\index{An entry}
\index{Another entry}
more inline text
```

**Unwanted vertical space:** Other environments nested inside a `docsidebar` may produce excessive vertical space. It may be required to insert

```
\vspace*{-\baselineskip}
```

**`\margintag` placement:** To have the margin tag appear next to the first line of a paragraph, place the `\margintag` or `\watchout` somewhere after the first few words in the paragraph. The `\margintag` may be on its own line, and the rest of the paragraph may follow on the next line. If too many words are printed before the `\margintag`, the words may wrap to the next line before the tag occurs.

**Margin tag overlap:** To keep margin tags in proper alignment, use a new paragraph or multiple lines between `\margintag`, `\watchout`, or `\Declare` macros

[missing tags](#) **`\Describe` inside floats:** When these macros are used inside a float, the margin tag is suppressed (there is no margin in a float), but the index entries are still created.

---

<sup>1</sup>Future versions may include `\DeclareBoolean` for use at the point where the boolean is defined, creating an index entry with a code line number, and `\DescribeBoolean` with a page number index entry for the related discussion in the User’s Manual portion of the document.



## 6 Code

### 6.1 Required packages

`makeidx` (*Pkg*) One of several index programs must be provided. One of several index programs must be provided.

`splitidx` (*Pkg*)

```

1 \AtBeginDocument{
2   \IfPackageLoadedTF{makeidx}{}{
3     \IfPackageLoadedTF{splitidx}{}{
4       \RequirePackage{makeidx}
5       \makeindex
6     }}
7 }
```

`etoolbox` (*Pkg*) v2.6 or later for `\BeforeBeginEnvironment`, `\AfterEndEnvironment`

```
8 \RequirePackage{etoolbox}[2011/01/03]%
```

`xparse` (*Pkg*) Used for the examples.

```
9 \RequirePackage{xparse}
```

`calc` (*Pkg*) Used for `\shownesting`.

```
10 \RequirePackage{calc}
```

`xcolor` (*Pkg*) Used for the examples.

```

11 \RequirePackage{xcolor}
12 \definecolor{myurlcolor}{rgb}{0,0,.7}
13 \definecolor{mylinkcolor}{rgb}{.7,0,0}
```

`caption` (*Pkg*) Used for the examples.

```
14 \RequirePackage{caption}
```

`newfloat` (*Pkg*) Used for the examples.

```
15 \RequirePackage{newfloat}
```

`fancyvrb` (*Pkg*) Used for the examples.

```
16 \RequirePackage{fancyvrb}
```

`xstring` (*Pkg*) Used for `\StrSubstitute` for `\DescribeFile`.

```
17 \RequirePackage{xstring}
```

`hyperref` (*Pkg*) If `hyperref` is loaded, disable some macros in PDF bookmarks:  
[PDF bookmarks](#)

```
18 \AtBeginDocument{
19   \IfPackageLoadedTF{hyperref}{
20     \pdfstringdefDisableCommands{%
21       \def\quad{ }%
22       \def\{ }%
23       \def\pkg#1{#1}%
24       \def\ctr#1{#1}%
25       \def\bool#1{#1}%
26       \def\optn#1{#1}%
27       \def\env#1{#1}%
28       \def\cs#1{\textbackslash#1}%
29       \def\, { }%
30       \def\LuaLaTeX{LuaLaTeX}%
31       \def\XeLaTeX{XeLaTeX}%
32       \def\TeX{TeX}%
33       \def\LaTeX{LaTeX}%
34       \def\LaTeXe{LaTeX2e}%
35       \def\LuaTeX{LuaTeX}%
36       \def\LuaLaTeX{LuaLaTeX}%
37       \def\XeTeX{XeTeX}%
38       \def\AmS{AMS}%
39       \def\Dash{ --- }%
40       \def\dash{ -- }%
41       \def\Slash{/}%
42       \def\prog#1{\detokenize{#1}}%
43       \def\progcodes#1{#1}%
44       \def\filenm#1{\detokenize{#1}}%
45       \def\brand#1{#1}%
46       \def\acro#1{#1}%
47       \def\ODT{ODT}%
48       \def\SVG{SVG}%
49       \def\PNG{PNG}%
50       \def\GIF{GIF}%
51       \def\JPG{JPG}%
52       \def\EPS{EPS}%
53       \def\PDF{PDF}%
54       \def\DVI{DVI}%
55       \def\UTF{UTF}%
56       \def\URL{URL}%
57       \def\element#1{#1}%
58       \def\attribute#1{#1}%
59       \def\attrib#1{#1}%
60       \def\HTML{HTML}%
61       \def\HTMLfive{HTML5}%
62       \def\CSS{CSS}%
63       \def\CSSthree{CSS3}%
64       \def\E PUB{EPUB}%
65       \def\TOC{TOC}%
66       \def\LOF{LOF}%
67       \def\LOT{LOT}%
68     }
69   }% yes hyperref
```


If `hyperref` is not loaded, emulate `\hyperpage` here.

```
70   {% no hyperref
71     \newcommand*\hyperpage}[1]{#1}
72   }
73 }
```

`pict2e` (*Pkg*)

```
74 \RequirePackage{pict2e}
75 \setlength{\unitlength}{1pt}
```

## 6.2 Warning sign

`\warningsign` Prints an exclamation point inside a triangle. Displays as: 

Creates a warning sign without relying on the presence of the fourier font. During copy/paste, this shows up as a simple exclamation point.

```
76 \newcommand*\warningsign{%
77 \begin{picture}(10,9)
78 \put(4,1){\scriptsize!}
79 \put(0,0){\line(500,866){5}}
80 \put(10,0){\line(-500,866){5}}
81 \put(0,0){\line(1,0){10}}
82 \end{picture}
83 }
```

## 6.3 Special character handling

The literal backslash character:

```
84 \begingroup
85 \catcode'\|=0
86 \catcode'\|=12
87 |gdef|DTeXD@backslash{\}
88 |endgroup
```

## 6.4 Patching `hypdoc`, `splitidx`, `doc`

If `hyperref` is disabled (by `lwrap`) then define the missing `\hdclindex`.

```
89 \IfPackageLoadedTF{doc}{
90 \IfPackageLoadedTF{hypdoc}{
91 \AddToHook{begindocument/before}[doc/hyperref]{%
92 \ifdoc@hyperref
93 \else
94 \def\hdclindex#1#2{%
```

```

95   \ifx\@nil#2\@nil\else\csname #2\expandafter\endcsname\fi%
96   }%
97   \fi
98 }
99 }{}% hypdoc loaded
100 }{}% doc loaded

```

Several changes for when hypdoc and splitidx are used together:

```

101 \AtBeginDocument{
102 \IfPackageLoadedTF{doc}{
103 \IfPackageLoadedTF{hypdoc}{
104 \IfPackageLoadedTF{splitidx}{

```

splitidx is modified to add |hdpindex{} to work with hypdoc.

```

105 \renewcommand*{\@wrsindex}[2][[]]{%
106   \ifx\relax#1\relax%
107     \if@splitidx%
108       \@wrsindex[idx]{#2}%
109     \else%
110       \def\@tempa{#2}%
111       \if@verbindindex\@onelevel@sanitize\@tempa\fi%
112       \@wrindex{\@tempa}%
113     \fi%
114   \else%
115 %
116 %   \def\@tempa{#2}%
117   \def\@tempa{#2\encapchar hdpindex{}}%      dtxdescribe
118 %
119   \csname index@#1@hook\endcsname%
120   \expandafter\ifx\csname @wrsindex\endcsname\relax%
121     \@@wrsindex{#1}{\@tempa}{\thepage}}%
122   \else%
123     \def\@tempb{\@wrsindex{#1}}%
124     \expandafter\@tempb\@tempa||\%
125   \fi%
126   \endgroup%
127   \@esphack%
128   \fi%
129 }

```

hypdoc guesses the TOC level for the PDF bookmarks, but its algorithm seems to fail at \StopEventually for split indices.

“Paragraph ended before \HD@guesstoclevel was complete.”

Its guess is fixed to level 1 until \PrintChanges or \printindex.

```

130 \def\HD@guesstoclevel#1{1}

```

Patch doc’s \PrintChanges to reset the TOC guess to top level.

```
131 \preto\PrintChanges{\def\HD@guesstoclevel#1{0}}
```

`hypdoc` adds PDF bookmarks to letter groups in the index. `hypdoc` must take into account multiple indexes, otherwise, followup indices will have duplicate bookmarks.

Increment the index number at the start of each index, and append the index number to the PDF bookmark.

Also, change the TOC guess to top level from now on, presuming that the indices are at the end.

```
132 \newcounter{DTXD@indexnumber}
133
134 \extendtheindex
135   {%
136     \addtocounter{DTXD@indexnumber}{1}%
137     \def\HD@guesstoclevel##1{0}%
138   }
139   {}
140   {}
141   {}
142
143 \def\HD@@@bfseries\hfil#1\hfil{%
144   \ifx\#1\%
145   \else%
146     \raisebox{\baselineskip}[0pt]{%
147       \kern-\HD@margin\relax%
148     % \pdfbookmark[\HD@toclevel@subindex]{#1}{HD.#1}}%
149     \pdfbookmark[\HD@toclevel@subindex]{#1}% dtxdescribe
150     {HD.#1.\arabic{DTXD@indexnumber}}% dtxdescribe
151     \kern\HD@margin\relax%
152   }%
153 \fi%
154 \hfil#1\hfil%
155 }%

156 }{}% splitidx loaded
157 }{}% hypdoc loaded
158 }{}% doc loaded
159 }% AtBeginDocument
```

## 6.5 Gobbling comment characters

`DTXD@gobble` The `.dtx` format uses leading percent characters for code to be in the documentation only. Other classes do not.

```
160 \IfPackageLoadedTF{doc}{
161   \newcommand*{\DTXD@gobble}{2}
162 }{
163   \newcommand*{\DTXD@gobble}{0}
164 }
```

## 6.6 Vertical spacing

```

165 \setlength{\marginparsep}{1em}
166 \setlength{\marginparpush}{.7ex}
167
168 \setlength{\parindent}{0em}
169 \setlength{\parskip}{2ex}

```

`\IndexMin` (*Len*) From `ltxdoc`.

```

170 \ifdef{\IndexMin}
171   {\setlength{\IndexMin}{40ex}}
172   {\newlength{\IndexMin}}

```

## 6.7 Not `ltxdoc`: `ltxdoc` emulation

If the `ltxdoc` class is not used, some of its macros are replicated here.

```

173 \@ifclassloaded{ltxdoc}{
174   \def\cmd#1{\cs{\expandafter\cmd@to@cs\string#1}}
175   \def\cmd@to@cs#1#2{\char\number'#2\relax}
176   \DeclareRobustCommand\cs[1]{\texttt{\char'\#1}}
177   \providecommand\marg[1]{%
178     {\ttfamily\char'\{\}\meta{#1}\ttfamily\char'\}}
179   \providecommand\oarg[1]{%
180     {\ttfamily[]\meta{#1}\ttfamily}}
181   \providecommand\parg[1]{%
182     {\ttfamily()\meta{#1}\ttfamily}}
183   \providecommand\url{\texttt}
184 }

```

## 6.8 Not `doc`: `doc` emulation

If the `doc` class is not used, some of its macros are replicated here.

```

185 \AtBeginDocument{
186   \IfPackageLoadedTF{doc}{}{% not doc
187     \newenvironment*{macro}[1]{%
188       \PackageError{dtxdescribe}
189         {The 'macro' environment is only\MessageBreak
190           available when using the doc package\MessageBreak
191           with a .dtx source file}
192       {This environment only makes sense for .dtx source.}
193     }{}
194     \newenvironment*{environment}[1]{%
195       \PackageError{dtxdescribe}
196         {The 'environment' environment is only\MessageBreak
197           available when using the doc package\MessageBreak
198           with a .dtx source file}
199       {This environment only makes sense for .dtx source.}
200     }{}

```

```

201     \def\MacroFont{\fontencoding\encodingdefault
202                 \fontfamily\ttdefault
203                 \fontseries\mddefault
204                 \fontshape\updefault
205                 \small}%
206     \ifundefined{actualchar}{\def\actualchar{@}}{}
207     \ifundefined{quotechar}{\def\quotechar{"}}{}
208     \ifundefined{levelchar}{\def\levelchar{!}}{}
209     \ifundefined{encapchar}{\def\encapchar{[]}}{}
210     \ifundefined{verbatimchar}{\def\verbatimchar{+}}{}
211     \setlength\marginparpush{0pt} \setlength\marginparwidth{8pc}
212     \reversemarginpar
213     \DeclareRobustCommand\meta[1]{%
214         \ensuremath\langle
215         \ifmmode \expandafter \nfss@text \fi
216         {%
217             \meta@font@select
218             \edef\meta@hyphen@restore
219                 {\hyphenchar\the\font\the\hyphenchar\font}%
220             \hyphenchar\font\m@ne
221             \language\l@nohyphenation
222             #1\%
223             \meta@hyphen@restore
224             }\ensuremath\rangle
225     }
226     \def\meta@font@select{\itshape}
227 }% not doc
228 }% AtBeginDocument

```

## 6.9 Support macros

`\PrintEnvName`  $\{\langle name \rangle\}$  Prints an environment name.

```

229 \providecommand*\PrintEnvName{}
230 \renewcommand*\PrintEnvName[1]
231 {\strut{\scriptsize{}}Env}\quad\MacroFont#1\ }

```

`\DTXD@printtype`  $\{\langle text \rangle\}$

Used to print the object category in the margin:

```

232 \newcommand*\DTXD@printtype[1]
233 {\raggedleft\strut{\scriptsize\sffamily#1}\quad\MacroFont}

```

`\usage`  $\{\langle text \rangle\}$

Allow hyperlinks in the “usage” index entries:

```

234 \IfPackageLoadedTF{doc}{% not doc package
235

```

```

236 \providecommand{\usage}{}
237 \renewcommand{\usage}[1]{\textit{\hyperpage{#1}}}
238
239 }% not doc package

```

`\DTXD@origwindex` Used to bypass `hyperref` index modifications.

```
240 \let\DTXD@origwindex\@windex
```

`\DTXD@margin` `{\langle category \rangle}{\langle name \rangle}{\langle margin tag \rangle}`

Creates the margin tag for the object being described.

The category is used to sub-categorize keys into their key/value groups.

```

241 \newcommand*{\DTXD@margin}[3]{%
242   \@ifundefined{@capttype}{% not float?
243     \leavevmode%
244     \marginpar{%
245       {%
246         \hbadness=10000%
247         \hfuzz=5em%
248         \DTXD@printtype{%
249           #3% margin tag
250           \ifblank{#1}{\ [#1]}% category
251         }%
252         \texttt{#2}% name
253       }%
254     }% marginpar
255   }{% not float?
256 }

```

`\DTXD@index` `{\langle category \rangle}{\langle name \rangle}{\langle margin tag \rangle}{\langle index tag \rangle}{\langle main/usage \rangle}`

Creates the index entries for the object being described, where name has no backslash or underscore.

The category is used to sub-categorize keys into their key/value groups. main prints code lines in the index, and usage prints page numbers.

```
257 \newcommand*{\DTXD@index}[5]{%
```

The `makeindex` program allows each index entry to call a macro by appending a vertical bar and a macro name to each entry. `hyperref` adds a call by `\hyperpage` to each index entry, by appending the phrase `|hyperpage` to the entry in the `.idx` file. The `doc` package uses the same mechanism to distinguish between code line entries (`|main`) and references to the use of a macro (`|usage`). The problem is that `makeindex` can only handle one macro call, but `hyperref` tries to append its `|hyperpage` to the already-existing `|usage` or `|main`.

The solution used for `dtxdescribe` is to allow `hyperref` to modify all regular index entries, but use the original definition of `\@windex` for the `\Describe_____` macros,



before `hyperref` modified it. Then, the `\usage` macro, defined above, manually adds the hyperlink.

Below, `\@bsphack` and `\@esphack` seem to be required for `\@wrindex` to work. `\ignorespaces` is used in addition because `\Declare` and `\index` entries often come in groups.

```
258 \@bsphack%
259 \begingroup%
260 \DTXD@origwrindex{%
```

Index by name:

Write the name, the formatted name, the index tag, and the category:

```
261 #2\actualchar{\protect\ttfamily#2} % name
262 (#4)% index tag
263 \ifblank{#1}{}{ [#1]}%
264 \encapchar #5}%
```

Index by tag and category:

Write the tag and category as a group, under which is the name and the formatted name.

```
265 \begingroup%
266 \DTXD@origwrindex{%
267 #4:\levelchar% index tag
268 \ifblank{#1}{}{[#1]:\levelchar}%
269 #2\actualchar{\protect\ttfamily#2}% name
270 \encapchar #5}%
```

Possibly index by category and name:

```
271 \ifblank{#1}{}{% category given
272 \begingroup%
273 \DTXD@origwrindex{%
274 #1\actualchar[#1]:\levelchar% category
275 #2\actualchar{\protect\ttfamily#2} % name
276 (#4)% index tag
277 \encapchar #5}%
278 }% category given
279 % \@esphack%
280 \@esphack%
281 \ignorespaces%
282 }
```

```
\DTXD@marginindex {<category>} {<name>} {<margin tag>} {<index tag>} {<main/usage>}
```

Creates the margin tag and the index entries. The category is used to sub-categorize keys into their key/value groups.

```
283 \newcommand*{\DTXD@marginindex}[5]{%
284 % \@bsphack%
```

The margin tag and the name:

```
285 \DTXD@margintag{#1}{#2}{#3}%
```

The index entries:

```
286 \DTXD@index{#1}{#2}{#3}{#4}{#5}%
287 }
```

`\DTXD@macroname` {<*control sequence*>}

Given a control sequence such as `\name`, prints its name without the backslash.

From: <http://tex.stackexchange.com/questions/42318/removing-a-backslash-from-a-character-sequence>

```
288 \begingroup\lccode'\|='\
289 \lowercase{\endgroup\def\removebs#1{\if#1|\else#1\fi}}
290 \newcommand*{\DTXD@macroname}[1]{\expandafter\removebs\string#1}
```

`\DTXD@verbatimcmd` {<`\name`>}

While printing to the index file, prints the `\name` verbatim. From `\SpecialIndex` in the `doc` package.

```
291 \newcommand*{\DTXD@verbatimcmd}[1]{%
292 \string\verb\quotechar*\verbatimchar\string#1\verbatimchar%
293 }
```

`\DTXD@cmdmarginindex` {<*category*>} {<*name*>} {<*margin tag*>} {<*index tag*>} {<*main/usage*>}

Creates the margin tag and index entries where `name` is a `\macro`.

```
294 \newcommand*{\DTXD@cmdmarginindex}[5]{%
295 \@bsphack%
```

Create a margin tag with the name of the macro:

```
296 \ifundefined{@capttype}{% not float?
297 \leavevmode%
298 \marginpar{%
299   {%
300     \hbadness=10000%
301     \hfuzz=5em%
302     \DTXD@printtype{%
303       #3% margin tag
304       \ifblank{#1}{ }{ [#1]}% category
305     }%

```

```

306     \cmd{#2}% name
307   }%
308 }% marginpar
309 }{}% not float?

```

Create an index entry sorted by the name without its leading backslash, followed by the macro name with the backslash, and the tag. Prepend with the category if given.

Write [category]:>name=csname (indextag)|usage

```

310 \begingroup%
311 \DTXD@origwindex{%
312 \ifblank{#1}{}{#1\actualchar[#1]:\levelchar}% category
313 \DTXD@macroname{#2}\actualchar\DTXD@verbatimcmd{#2} % name
314 (#4)% index tag
315 \encapchar #5}%

```

Create an index entry grouped by the tag, then printed and sorted by the macro name with the backslash, and the tag.

Write indextag:>[category]:>csname|usage

```

316 \begingroup%
317 \DTXD@origwindex{%
318 #4:\levelchar% index tag
319 \ifblank{#1}{}{[#1]:\levelchar}% category
320 \DTXD@verbatimcmd{#2}% name
321 \encapchar #5}%
322 \@esphack%
323 \ignorespaces%
324 }

```

## 6.10 doc: Key handling for object categories

If using `doc`, the optional key/value argument may also include an object category. This is supported by assigning any unknown key to be the category.

The category may be given using the key `c`, or as the default action when an unknown key is given.

```

325 \ExplSyntaxOn
326 \IfPackageLoadedTF{doc}{
327
328 \newcommand*{\DTXD@category}{}
329
330 \keys_define:nn {doc}
331 {
332   c .cs_set:Np = \DTXD@category,
333   unknown .code:n = {%
334     \renewcommand*{\DTXD@category}{\l_keys_key_str}%
335   },

```

```

336 }
337
338 }{}% doc loaded
339 \ExplSyntaxOff

```

## 6.11 doc: Handling `\marginpar` inside a float

To avoid a floats lost error, do not print margin tags if inside a float.

```

340 \IfPackageLoadedTF{doc}{
341
342 \def\@doc@describe#1#2{%
343     \ifdoc@noprint\else%
344         \@ifundefined{capttype}{% not float? dtxdescribe
345             \marginpar{\raggedleft%
346                 \strut%
347                 \doc@providetarget%
348                 \@nameuse{PrintDescribe#1}{#2}%
349                 \ifdefvoid{\DTXD@category}}{}% dtxdescribe
350                 \space{\footnotesize[\mbox{\DTXD@category}]}%
351             }%
352         }%
353     }{}%
354 \fi%
355 \ifdoc@noindex\else%
356     \@nameuse{Special#1Index}{#2}%
357 \fi%
358 \@esphack%
359 \endgroup%
360 \ignorespaces%
361 }
362
363 }{}% doc loaded

```

## 6.12 doc: Handling categories and detokenizing names

`\@NewDocElement` File names and such may include underscores or other characters, so patch `doc` to neutralized while processing.

```

364 \IfPackageLoadedTF{doc}{%
365
366 \def\@NewDocElement#1#2#3{%
367     \doc@macrolikefalse%
368     \doc@topleveltrue%
369     \def\doc@idxtype{#3}%
370     \def\doc@idxgroup{#3s}%
371     \let\doc@printtype\@empty%
372     \csname keys_set:nn\endcsname{doc}{#1}%
373     \ifx\doc@printtype\@empty%
374         \@temptokena{}%

```

```

375 \else%
376   \@temptokena\expandafter{\expandafter%
377     \textnormal\expandafter{\expandafter%
378       \space\expandafter%
379       (\doc@printtype)}}%
380 \fi%
381 \@namedef{Print#2Name}##1{%
382   {\noexpand\MacroFont%
383     \ifdoc@macrolike%
384       \noexpand\string##1%           dtxdescribe
385     \else%
386       \noexpand\detokenize\expandafter{##1}%       dtxdescribe
387     \fi%
388     \the\@temptokena%
389   }}%
390 \expandafter\let\csname PrintDescribe#2\expandafter\endcsname%
391       \csname Print#2Name\endcsname%
392 \edef\doc@expr{%
393   \ifdoc@macrolike%
394     \noexpand\doc@createspecialmacrolikeindexes%
395   \else%
396     \noexpand\doc@createspecialindexes%
397   \fi%
398   {#2}%
399   }%
400 \expandafter\expandafter\expandafter%
401 \doc@expr%
402 \expandafter\expandafter\expandafter%
403   {\expandafter\doc@idxtype\expandafter}\expandafter%
404   {\doc@idxgroup}%
405 \doc@createdescribe{#2}%
406   \ifdoc@macrolike%
407     \doc@createenv{TT}{#2}{#3}%
408   \else%
409     \doc@createenv{TF}{#2}{#3}%
410   \fi
411 }

```

`\DTXDbreak` Inserts a possible line break point. Used in the index to allow line breaks before verbatim category names.

```
412 \newcommand*{\DTXDbreak}{\space\penalty200}
```

`\DTXD@printobjectname` `{⟨name w/o backslash⟩}` `{⟨name⟩}` Adds the object name to the index in verbatim. These are passed as arguments instead of directly used here because they must have their value when the index is written instead of when `\DTXD@printobjectname` is used when the index is read back.

```

413 \newcommand*{\DTXD@printobjectname}[2]{%
414   #1%
415   \actualchar%
416   \string\verb% %

```

```

417 \quotechar%
418 *%
419 \verbatimchar%
420 #2%
421 \verbatimchar%
422 }

```

`\DTXD@maybecategory` If there is a category, it is added verbatim.

```

423 \newcommand*{\DTXD@maybecategory}{%
424 \ifdefvoid{\DTXD@category}%
425   {}%
426   {%

```

`\DTXD@break` inserts a possible line break here, allowing a break if the following verbatim is too long.

```

427 \string\DTXD@break%

428 [%
429 \string\verb%
430 \noexpand\quotechar%

431 *%
432 \verbatimchar\DTXD@category\verbatimchar%
433   ]}%
434 }

```

`\DTXD@categorylevelname` The simplified name, without backslash.

```

435 \newcommand*{\DTXD@categorylevelname}

```

`\DTXD@maybecategorylevel` `{⟨object_type⟩}` If a category is assigned, index by category.

**arg 1:** Type of object, shown between parens (), such as macro, boolean, etc.

**\DTXD@category:** The name of the category, printed in brackets [], such as `\macroname`.

**\DTXD@categorylevelname:** The simplified name of the category, such as `macroname`.

**\@gtempa:** The name of this particular object.

```

436 \newcommand*{\DTXD@maybecategorylevel}[1]{%
437 \ifdefvoid{\DTXD@categorylevelname}%
438   {}%
439   {%

```

## Index:

categorylevelname=\verb!\*[category]:+>name=\verb!\*<prefix>name<break>(type)

```

440         \index{%
441             \DTXD@categorylevelname%
442             \noexpand\actualchar%
443             \string\verb% % to fool emacs highlighting
444             \noexpand\quotechar%
445             *%
446             \noexpand\verbatimchar%
447             [\DTXD@category]:%
448             \verbatimchar%
449             \noexpand\levelchar%
450         \noexpand\DTXD@printobjectname{\DTXD@gtempa@noblackslash}{\@gtempa}%
451         \ifblank{#1}{\string\DTXD@break (#1)}%
```

\the\@temptokena is not used here.

```

452         \noexpand\doc@handleencap{usage}%
453         }% index
454     }%
455 }
```

\DTXD@findcategorylevelname Given \DTXD@category, create \DTXD@categorylevelname, a detokenized name without backslash.

```

456 \newcommand*{\DTXD@findcategorylevelname}{%
457     \edef\DTXD@categorylevelname{\DTXD@category}%
458     \edef\DTXD@categorylevelname{\detokenize\expandafter{\DTXD@categorylevelname}}%
459     \IfBeginWith{\DTXD@categorylevelname}{\DTXD@backslash}%
460         {\StrGobbleLeft{\DTXD@categorylevelname}{1}[\DTXD@categorylevelname]}%
461         {}%
462 }
```

\DTXD@gtempa@noblackslash A version without the leading backslash.

```

463 \newcommand*{\DTXD@gtempa@noblackslash}{}
```

\DTXD@findgtempa Detokenize \@gtempa and also find another version without any leading backslash.

```

464 \newcommand*{\DTXD@findgtempa}[1]{%
465     \edef\@gtempa{\detokenize{#1}}%
466     \IfEndWith{\@gtempa}{ }{\StrGobbleRight{\@gtempa}{1}[\@gtempa]}{}%
467     \IfBeginWith{\@gtempa}{\DTXD@backslash}%
468         {\StrGobbleLeft{\@gtempa}{1}[\DTXD@gtempa@noblackslash]}%
469         {\edef\DTXD@gtempa@noblackslash{\@gtempa}}%
470 }
```

\doc@createspecialindexes {<1: name>} {<2: index type>} {<3: index group>}

```

471 \def\doc@createspecialindexes#1#2#3{%
472   \@temptokena{\space (#2)}%
473   \@temptokenb{#3:}%

```

**Define \SpecialMain<name>Index {<1: name>}**

```

474   \@nameedef{SpecialMain#1Index}##1{%

```

Find \@gtempa, the name of the object.

```

475   \noexpand\DTXD@findgtempa{##1}%

```

**\@temptokena:** Index (type).

**\@temptokenb:** Index group.

**\@gtempa:** Detokenized name of the particular object.

**\DTXD@gtempa@nobackslash:** Detokenized name without backslash.

```

476   \noexpand\@bsphack%
477   \noexpand\DTXD@findcategorylevelname%           dtxdescribe

```

```

478   \ifdoc@toplevel%
479 %   \noexpand\special@index{##1\noexpand\actualchar
480 %
481 %

```

Index:

name=\verb!\*+name+ (type) [category]|main

```

482   \noexpand\special@index{%
483     \noexpand\DTXD@printobjectname%           dtxdescribe
484     {\noexpand\DTXD@gtempa@nobackslash}%
485     {\noexpand\@gtempa}%
486     \ifx\@nil#2\@nil\else \the\@temptokena \fi%
487     \noexpand\DTXD@maybecategory%           dtxdescribe
488     \noexpand\encapchar main%
489   }%

```

Maybe add the category index entry:

```

490   \noexpand\DTXD@maybecategorylevel{#2}%       dtxdescribe
491   \fi%
492 %
493 %

```

If group is not empty, index:

group:>name=\verb!\*+name+ [category]|main

```

494   \ifx\@nil#3\@nil\else%

```



```

495 \noexpand\special@index{%
496     \the\@temptokenb\noexpand\levelchar%
497 %   ##1\noexpand\actualchar{\string\ttfamily\space##1}%
498     \noexpand\DTXD@printobjectname%           dtxdescribe
499     {\noexpand\DTXD@gtempa@nobeckslash}%
500     {\noexpand\@gtempa}%
501     \noexpand\DTXD@maybecategory%           dtxdescribe
502     \noexpand\encapchar main%
503     }%

```

Maybe add the category index entry:

```

504 \noexpand\DTXD@maybecategorylevel{#2}%           dtxdescribe
505 \fi%
506 \noexpand\@esphack}%

```

### Define `\Special<name>Index` {(*l: name*)}

```

507 \@namedef{Special#1Index}##1{%
508     \noexpand\DTXD@findgtempa{##1}%

```

**\@temptokena:** Index (type).

**\@temptokenb:** Index group.

**\@gtempa:** Detokenized name of the particular object.

**\DTXD@gtempa@nobeckslash:** Detokenized name without backslash.

```

509 \noexpand\@bsphack%
510 \noexpand\DTXD@findcategorylevelname%           dtxdescribe

```

If is a top level object, index:

name=`\verb!*+name+ (type) [category]|usage`

```

511 \ifdoc@toplevel%
512     \noexpand\doc@providetarget%

513 %   \noexpand\index{##1\noexpand\actualchar{\string\ttfamily\space##1}%
514     \noexpand\index{%
515         \noexpand\DTXD@printobjectname%           dtxdescribe
516         {\noexpand\DTXD@gtempa@nobeckslash}%
517         {\noexpand\@gtempa}%
518         \ifx\@nil#2\@nil\else \the\@temptokena \fi%
519         \noexpand\DTXD@maybecategory%           dtxdescribe
520         \noexpand\doc@handleencap{usage}%
521     }%

```

Maybe add the category index entry:

```

522 \noexpand\DTXD@maybecategorylevel{#2}%           dtxdescribe

```

```
523 \fi%
524 %
525 %
```

If group is not empty, index:

group:>name=\verb!\*\*name+ [category]|usage

```
526 \ifx\@nil#3\@nil\else%
527   \noexpand\index{%
528     \the\@temptokenb\noexpand\levelchar%
529 %   ##1\noexpand\actualchar{\string\ttfamily\space##1}
530     \noexpand\DTXD@printobjectname%           dtxdescribe
531     {\noexpand\DTXD@gtempa@nobackslash}%
532     {\noexpand\@gtempa}%
533     \noexpand\DTXD@maybecategory%           dtxdescribe
534     \noexpand\doc@handleencap{usage}%
535   }%
```

Maybe add the category index entry:

```
536   \noexpand\DTXD@maybecategorylevel{#2}%     dtxdescribe
537   \fi%
538 %
539 %
540   \noexpand\@esphack}}
```

\doc@createspecialmacrolikeindexes {<1: name>} {<2: index type>} {<3: index group>}

```
541 \def\doc@createspecialmacrolikeindexes#1#2#3{%
542   \@temptokena{\space (#2)}%
543   \@temptokenb{#3:}%
```

**Define \Code<name>Index {<1: main *or* usage>} {<2: name>}**

```
544   \@nameedef{Code#1Index}##1##2{%
545     \noexpand\DTXD@findgtempa{##2}%
```

**\@temptokena:** Index type.

**\@temptokenb:** Index group.

**\@gtempa:** Detokenized name of the particular object.

**\DTXD@gtempa@nobackslash:** Detokenized name without backslash.

```
546   \noexpand\@bsphack%
547   \noexpand\DTXD@findcategorylevelname%     dtxdescribe

548   \noexpand\ifdoc@noindex\noexpand\else%
```

If a top level object, index:

name=\verb!\*+\name+ (type) [category]|<main or usage>

```

549 \ifdoc@toplevel%
550   \noexpand\special@index{%
551     \noexpand\DTXD@printobjectname%           dtxdescribe
552     {\noexpand\DTXD@gtempa@nobeckslash}%
553     {\noexpand\@gtempa}%
554     \ifx\@nil#2\@nil\else \the\@temptokena \fi
555     \noexpand\DTXD@maybecategory%           dtxdescribe
556     \noexpand\encapchar ##1%
557   }%
```

Maybe add the category index entry:

```

558   \noexpand\DTXD@maybecategorylevel{#2}%     dtxdescribe
559   \fi%
```

If group is not empty, index:

group:>name=\verb!\*+\name+ [category]|<main or usage>

```

560 \ifx\@nil#3\@nil\else%
561   \noexpand\special@index{%
562     \the\@temptokenb\noexpand\levelchar%
563     \noexpand\DTXD@printobjectname%           dtxdescribe
564     {\noexpand\DTXD@gtempa@nobeckslash}%
565     {\noexpand\@gtempa}%
566     \noexpand\DTXD@maybecategory%           dtxdescribe
567     \noexpand\encapchar ##1%
568   }%
```

Maybe add the category index entry:

```

569   \noexpand\DTXD@maybecategorylevel{#2}%     dtxdescribe
570   \fi%
571 \noexpand\fi%
572 \noexpand\@esphack}%
```

**Define \SpecialMain<name>Index {<I: name>}**

```

573 \@namedef{SpecialMain#1Index}##1{%
574   \expandafter\noexpand\csname Code#1Index\endcsname%
575   {main}{##1}}%
```

**Define \Special<name>Index {<I: name>}**

```

576 \@namedef{Special#1Index}##1{%
577   \noexpand\DTXD@findgtempa{##1}}%
```

**\@temptokena:** Index type.

**\@temptokenb:** Index group.

**\@gtempa:** Detokenized name of the particular object.

**\DTXD@gtempa@nobackslash:** Detokenized name without backslash.

```
578 \noexpand\@bsphack%
579 \noexpand\DTXD@findcategorylevelname%           dtxdescribe

580 \noexpand\ifdoc@noindex\noexpand\else%
```

If a top level object, index:

name=\verb!\*+\name+ (type) [category]|usage

```
581 \ifdoc@toplevel%
582 \noexpand\doc@providetarget%
583 \noexpand\index{%
584     \noexpand\DTXD@printobjectname%           dtxdescribe
585     {\noexpand\DTXD@gtempa@nobackslash}%
586     {\noexpand\@gtempa}%
587     \ifx\@nil#2\@nil\else \the\@temptokena \fi%
588     \noexpand\DTXD@maybecategory%           dtxdescribe
589     \noexpand\doc@handleencap{usage}%
590 }%
```

Maybe add the category index entry:

```
591 \noexpand\DTXD@maybecategorylevel{#2}%       dtxdescribe
592 \fi%
```

If group is not empty, index:

group:>name=\verb!\*+\name+ [category]|usage

```
593 \ifx\@nil#3\@nil\else%
594 \noexpand\index{%
595     \the\@temptokenb\noexpand\levelchar%
596     \noexpand\DTXD@printobjectname%           dtxdescribe
597     {\noexpand\DTXD@gtempa@nobackslash}%
598     {\noexpand\@gtempa}%
599     \noexpand\DTXD@maybecategory%           dtxdescribe
600     \noexpand\doc@handleencap{usage}%
601 }%
```

Maybe add the category index entry:

```
602 \noexpand\DTXD@maybecategorylevel{#2}%       dtxdescribe
603 \fi%
604 \noexpand\fi%
605 \noexpand\@esphack}}
606
607 }{}% doc loaded
```

### 6.13 Not doc: \DescribeMacro and \DescribeEnvironment

`\DescribeMacro` [*category*] {\name}

Redefined to allow hyperlinked index entries and an optional category:

```
608 \IfPackageLoadedTF{doc}{}{% not doc
609
610 \providecommand*\DescribeMacro}{}
611 \renewcommand*\DescribeMacro}[2][{}]{%
612 \@bsphack%
```

Create the margin tag with the macro's name:

```
613 \@ifundefined{@capttype}{% not float?
614 \leavevmode%
615 \marginpar{%
616   {%
617     \hbadness=10000%
618     \hfuzz=5em%
619     \raggedleft%
620     \ifblank{#1}{}{\scriptsize\textsf{[#1]}} }% category
621     \cmd{#2}% name
622   }%
623 }% marginpar
624 }{}% not float?
```

Write the index sorted by the name without the backslash, followed by the actual name with the backslash. Append the category if given.

Write `name=csname>[category]|usage`

```
625 \begingroup%
626 \DTXD@origwindex{%
627   \DTXD@macroname{#2}\actualchar\DTXD@verbatimcmd{#2}% name
628   \ifblank{#1}{}{\levelchar[#1]}% category
629   \encapchar usage%
630 }%
```

Only if a category was given:

```
631 \ifblank{#1}%
632 {}% no category
633 {% category given
634 % Again, and prepend the category:
635 %
636 % Write category=[category]:>name=csname\verb+|usage+
637 %   \begin{macrocode}
638   \begingroup%
639   \DTXD@origwindex{%
640     #1\actualchar[#1]:\levelchar%
641     \DTXD@macroname{#2}\actualchar\DTXD@verbatimcmd{#2}%
```

```

642   \encapchar usage}%
643 }% category given
644 \@esphack%
645 \ignorespaces%
646 }
647
648 }% not doc

```

`\DescribeEnv` [*category*] {*environment name*}

Redefined to allow hyperlinked index entries:

```

649 \IfPackageLoadedTF{doc}{}% not doc
650
651 \providecommand*\DescribeEnv{}
652 \renewcommand*\DescribeEnv[2][
653   {\DTXD@marginindex{#1}{#2}{Env}{environment}{usage}}
654
655 }% not doc

```

## 6.14 New `\Describe. . . macros`

`\DTXD@filemarginparindex` {*category*} {*name*} {*margin tag*} {*index tag*} {*main/usage*}

The name may have underscores.

```

656 \IfPackageLoadedTF{doc}{}% not doc
657 \newcommand*\DTXD@filename{}
658
659 \newcommand*\DTXD@filemarginparindex[5]{%

```

Create a detokenized version of the filename...

```

660 \renewcommand{\DTXD@filename}{\detokenize{#2}}%

```

... then replace any underscores with a detokenized `\_`, which will print as an underscore when read back from the index file:

```

661 \StrSubstitute{\DTXD@filename}{\detokenize{_\}}{\detokenize{\_}}[\DTXD@filename]%

```

The original filename is printed in the margin. Any underscore characters have already been disabled by the `\catcode` change.

```

662 \DTXD@marginindex{#1}{#2}{#3}%

```

The detokenized and sanitized version is sent to the index file:

```

663 \DTXD@index{#1}{\DTXD@filename}{#3}{#4}{#5}%

```

End the group with the disabled underscore, and clean up the extra space from the `\catcode` command:

```
664 \endgroup%
665 \ignorespaces%
666 }
667 }% not doc
```

`\DescribeMacro`   Redefine with new definitions.

`\DescribeEnvironment`   Redefine with new definitions.

```
668 \IfPackageLoadedTF{doc}{% doc
669
670 \RenewDocElement[macrolike = true ,
671             idxtype = ,
672             idxgroup = ,
673             printtype =
674             ]{Macro}{macro}
675
676 \RenewDocElement[macrolike = false ,
677             idxtype = env. ,
678             idxgroup = environments ,
679             printtype = \textit{env.}
680             ]{Env}{environment}
681
682 }{}% doc
```

`\DescribeFile` {*`<name>`*}

The underscore character is temporarily disabled, then the name is passed directly to `\DTXD@DescribeFile`.

```
683 \IfPackageLoadedTF{doc}{% doc
684
685 \NewDocElement[
686   macrolike=false,
687   toplevel=true,
688   idxtype=file,
689   idxgroup=Files,
690   printtype=\textit{file}
691 ]{File}{file}
692
693 }{}% not doc
694
695 \newcommand*{\DTXD@DescribeFile}[2][]{%
696   \DTXD@filemarginparindex{#1}{#2}{File}{file}{usage}%
697 }
698
699 \newcommand*{\DescribeFile}{%
700   \begingroup\catcode'\_ =12 \DTXD@DescribeFile%
701 }
```

```
702
703 }% not doc
```

`\DescribeProgram {<name>}`

The underscore character is temporarily disabled, then the name is passed directly to `\DTXD@DescribeProgram`.

```
704 \IfPackageLoadedTF{doc}{% doc
705
706 \NewDocElement[
707   macrolike=false,
708   toplevel=true,
709   idxtype=program,
710   idxgroup=Programs,
711   printtype=\textit{Prog}
712 ]{Program}{program}
713
714 }{% not doc
715
716 \newcommand*{\DTXD@DescribeProgram}[2][]{%
717   \DTXD@filemarginparindex{#1}{#2}{Prog}{program}{usage}%
718 }
719
720 \newcommand*\DescribeProgram{%
721   \begingroup\catcode'\_ =12 \DTXD@DescribeProgram%
722 }
723 }% not doc
724
```

`\DescribeCommand {<name>}`

The underscore character is temporarily disabled, then the name is passed directly to `\DTXD@DescribeCommand`.

```
725 \IfPackageLoadedTF{doc}{% doc
726
727 \NewDocElement[
728   macrolike=false,
729   toplevel=true,
730   idxtype=command,
731   idxgroup=Commands,
732   printtype=\textit{Cmd}
733 ]{Command}{command}
734
735 }{% not doc
736
737 \newcommand*{\DTXD@DescribeCommand}[2][]{%
738   \DTXD@filemarginparindex{#1}{#2}{Cmd}{command}{usage}%
739 }
740
741 \newcommand*\DescribeCommand{%
742   \begingroup\catcode'\_ =12 \DTXD@DescribeCommand%
```



```

743 }
744
745 }% not doc

```

`\DescribePackage` {*<name>*}

The underscore character is temporarily disabled, then the name is passed directly to `\DTXD@DescribePackage`.

```

746 \IfPackageLoadedTF{doc}{% doc
747
748 \NewDocElement[
749     macrolike=false,
750     toplevel=true,
751     idxtype=package,
752     idxgroup=Packages,
753     printtype=\textit{Pkg}
754 ]{Package}{package}
755
756 }{% not doc
757
758 \newcommand*{\DTXD@DescribePackage}[2][[%
759     \DTXD@filemarginparindex{#1}{#2}{Pkg}{package}{usage}%
760 ]
761
762 \newcommand*{\DescribePackage}{%
763     \begingroup\catcode'\_ =12 \DTXD@DescribePackage%
764 }
765
766 }% not doc
767

```

`\DescribeClass` {*<name>*}

The underscore character is temporarily disabled, then the name is passed directly to `\DTXD@DescribeClass`.

```

768 \IfPackageLoadedTF{doc}{% doc
769
770 \NewDocElement[
771     macrolike=false,
772     toplevel=true,
773     idxtype=class,
774     idxgroup=Classes,
775     printtype=\textit{Cls}
776 ]{Class}{class}
777
778 }{% not doc
779
780 \newcommand*{\DTXD@DescribeClass}[2][[%
781     \DTXD@filemarginparindex{#1}{#2}{Cls}{class}{usage}%
782 ]

```

```

783
784 \newcommand*{\DescribeClass}{%
785   \begingroup\catcode'\_ =12 \DTXD@DescribeClass%
786 }
787
788 }% not doc

```

`\DescribeOption` [*category*] {*name*}

```

789 \IfPackageLoadedTF{doc}{% doc
790
791 \NewDocElement[
792   macrolike=false,
793   toplevel=true,
794   idxtype=option,
795   idxgroup=Options,
796   printtype=\textit{Opt}
797 ]{Option}{option}
798
799 }{% not doc
800
801 \newcommand*{\DescribeOption}[2][
802   {\DTXD@margintagindex{#1}{#2}{Opt}{option}{usage}}
803
804 }% not doc

```

`\DescribeArgument` [*category*] {*name*}

The category may be used to categorize arguments by their macro or environment name.

```

805 \IfPackageLoadedTF{doc}{% doc
806
807 \NewDocElement[
808   macrolike=false,
809   toplevel=true,
810   idxtype=argument,
811   idxgroup=Arguments,
812   printtype=\textit{Arg}
813 ]{Argument}{argument}
814
815 }{% not doc
816
817 \newcommand*{\DescribeArgument}[2][
818   {\DTXD@margintagindex{#1}{#2}{Arg}{argument}{usage}}
819
820 }% not doc

```

`\DescribeBoolean` [*category*] {*name*}

```

821 \IfPackageLoadedTF{doc}{% doc
822

```

```

823 \NewDocElement[
824     macrolike=false,
825     toplevel=true,
826     idxtype=boolean,
827     idxgroup=Booleans,
828     printtype=\textit{bool}
829 ]{Boolean}{boolenv}
830
831 }{% not doc
832
833 \newcommand*{\DescribeBoolean}[2][]
834   {\DTXD@margintagindex{#1}{#2}{Bool}{boolean}{usage}}
835
836 }% not doc

```

`\DescribeLength` [*category*] {*name*}

```

837 \IfPackageLoadedTF{doc}{% doc
838
839 \NewDocElement[
840     macrolike=true,
841     toplevel=true,
842     idxtype=length,
843     idxgroup=Lengths,
844     printtype=\textit{Len}
845 ]{Length}{length}
846
847 }{% not doc
848
849 \newcommand*{\DescribeLength}[2][]
850   {\DTXD@cmdmargintagindex{#1}{#2}{Len}{length}{usage}}
851
852 }% not doc

```

`\DescribeCounter` [*category*] {*name*}

```

853 \IfPackageLoadedTF{doc}{% doc
854
855 \NewDocElement[
856     macrolike=false,
857     toplevel=true,
858     idxtype=counter,
859     idxgroup=Counters,
860     printtype=\textit{Ctr}
861 ]{Counter}{counter}
862
863 }{% not doc
864
865 \newcommand*{\DescribeCounter}[2][]
866   {\DTXD@margintagindex{#1}{#2}{Ctr}{counter}{usage}}
867
868 }% not doc

```

`\DescribeHook` [*category*] {*name*}

```

869 \IfPackageLoadedTF{doc}{% doc
870
871 \NewDocElement[
872   macrolike=true,
873   toplevel=true,
874   idxtype=hook,
875   idxgroup=Hooks,
876   printtype=\textit{Hook}
877 ]{Hook}{hook}
878
879 }{% not doc
880
881 \newcommand*\DescribeHook[2]{}
882   {\DTXD@margintagindex{#1}{#2}{Hook}{hook}{usage}}
883
884 }{% not doc

```

`\DescribeSocket` [*category*] {*name*}

```

885 \IfPackageLoadedTF{doc}{% doc
886
887 \NewDocElement[
888   macrolike=false,
889   toplevel=true,
890   idxtype=socket,
891   idxgroup=Sockets,
892   printtype=\textit{Socket}
893 ]{Socket}{socket}
894
895 }{% not doc
896
897 \newcommand*\DescribeSocket[2]{}
898   {\DTXD@margintagindex{#1}{#2}{Socket}{socket}{usage}}
899
900 }{% not doc

```

`\DescribePlug` [*category*] {*name*}

```

901 \IfPackageLoadedTF{doc}{% doc
902
903 \NewDocElement[
904   macrolike=false,
905   toplevel=true,
906   idxtype=plug,
907   idxgroup=Plugs,
908   printtype=\textit{Plug}
909 ]{Plug}{plug}
910
911 }{% not doc
912
913 \newcommand*\DescribePlug[2]{}

```

```

914     {\DTXD@margintagindex{#1}{#2}{Plug}{plug}{usage}}
915
916 }% not doc

```

`\DescribeKey` [*category*] {*name*}

The category may be used to categorize keys by their kev/value group.

```

917 \IfPackageLoadedTF{doc}{% doc
918
919 \NewDocElement[
920     macrolike=false,
921     toplevel=true,
922     idxtype=key,
923     idxgroup=Keys,
924     printtype=\textit{Key}
925 ]{Key}{key}
926
927 }{% not doc
928
929 \newcommand*{\DescribeKey}[2][
930     {\DTXD@margintagindex{#1}{#2}{Key}{key}{usage}}
931
932 }% not doc

```

`\DescribeObject` [*category*] {*name*}

May be used to describe an arbitrary piece of code. Creates a margin tag and index entries with `\ttfamily`.

```

933 \IfPackageLoadedTF{doc}{% doc
934
935 \NewDocElement[
936     macrolike=false,
937     toplevel=true,
938     idxtype=object,
939     idxgroup=Objects,
940     printtype=,
941 ]{Object}{object}
942
943 }{% not doc
944
945 \newcommand*{\DescribeObject}[2][{%
946 \ifundefined{@capttype}{% not float?
947     \@bsphack%
948     \leavevmode%
949     \marginpar{%
950         \hbadness=10000%
951         \hfuzz=5em%
952         \raggedleft%
953         \ifblank{#1}{\raggedleft{\scriptsize[#1]} }%
954         \texttt{#2}%
955     }%

```

```

956 }{}% not float?
957 \ifblank{#1}%
958 {%
959     \begingroup%
960     \DTXD@origwindex{%
961         #2\actualchar{\protect\ttfamily#2}%
962         \encapchar usage%
963     }%
964 }%
965 {%
966     \begingroup%
967     \DTXD@origwindex{%
968         #2\actualchar{\protect\ttfamily#2} [#1]%
969         \encapchar usage%
970     }%
971     \begingroup%
972     \DTXD@origwindex{%
973         #1\actualchar[#1]:\levelchar#2\actualchar{\protect\ttfamily#2}%
974         \encapchar usage%
975     }%
976 }%
977 \@esphack%
978 \ignorespaces%
979 }
980
981 }% not doc

```

`\DescribeOther` [*category*] [*name*]

May be used to describe an arbitrary non-programming object. Creates a margin tag and index entries with roman type.

```

982 \IfPackageLoadedTF{doc}{% doc
983
984 \NewDocElement[
985     macrolike=false,
986     toplevel=true,
987     idxtype=other,
988     idxgroup=Other,
989     printtype=,
990 ]{Other}{other}
991
992 }{% not doc
993
994 \newcommand*{\DescribeOther}[2][[]]{%
995 \@ifundefined{@capytype}{% not float?
996     \@esphack%
997     \leavevmode%
998     \marginpar{%
999         \hbadness=10000%
1000         \hfuzz=5em%
1001         \raggedleft%
1002         \ifblank{#1}{\raggedleft{\scriptsize[#1]} }%

```

```

1003     #2%
1004   }%
1005 }{}% not float?
1006 \ifblank{#1}%
1007 {%
1008   \begingroup%
1009   \DTXD@origwindex{#2\encapchar usage}%
1010 }%
1011 {%
1012   \begingroup%
1013   \DTXD@origwindex{#2 [#1]\encapchar usage}%
1014   \begingroup%
1015   \DTXD@origwindex{#1\actualchar[#1]:\levelchar#2\encapchar usage}%
1016 }%
1017 \@esphack%
1018 \ignorespaces%
1019 }
1020
1021 }% not doc

```

## 6.15 \DescribeDefault

`\DescribeDefaultcolor` The color of the margin tag used to show the default value.

```
1022 \newcommand*{\DescribeDefaultcolor}{green!50!black}
```

`\DescribeDefault`  $\langle value \rangle$

Creates a colored margin tag showing the booleandefault value.

```

1023 \newcommand{\DescribeDefault}[1]{%
1024   \margintag{%
1025     \footnotesize%
1026     \textcolor{\DescribeDefaultcolor}{%
1027       Default: \texttt{#1}%
1028     }%
1029   }%
1030 }

```

## 6.16 \ItemDescribeMacro, etc.

The following are for use inside a description.

`\ItemDescribeMacro` [ $\langle category \rangle$ ]  $\langle \backslash name \rangle$

```

1031 \newcommand{\ItemDescribeMacro}[2][{}]{%
1032   \item[\cmd{#2}:]%
1033   \setlength{\parskip}{1.5ex}%
1034   \DescribeMacro[#1]{#2}%
1035 }

```

`\ItemDescribeEnv` [*category*] {*name*}

```
1036 \newcommand{\ItemDescribeEnv}[2][]{%
1037   \item[\env{#2}:]%
1038   \setlength{\parskip}{1.5ex}%
1039   \DescribeEnv[#1]{#2}%
1040 }
```

`\ItemDescribeArgument` [*category*] {*argument*}

```
1041 \newcommand{\ItemDescribeArgument}[2][]{%
1042   \item[\texttt{#2}:]%
1043   \setlength{\parskip}{1.5ex}%
1044   \DescribeArgument[#1]{#2}%
1045 }
```

`\ItemDescribeBoolean` [*category*] {*name*}

```
1046 \newcommand{\ItemDescribeBoolean}[2][]{%
1047   \item[\texttt{#2}:]%
1048   \setlength{\parskip}{1.5ex}%
1049   \DescribeBoolean[#1]{#2}%
1050 }
```

`\ItemDescribeLength` [*category*] {*name*}

```
1051 \newcommand{\ItemDescribeLength}[2][]{%
1052   \item[\cmd{#2}:]%
1053   \setlength{\parskip}{1.5ex}%
1054   \DescribeLength[#1]{#2}%
1055 }
```

`\ItemDescribeCounter` [*category*] {*name*}

```
1056 \newcommand{\ItemDescribeCounter}[2][]{%
1057   \item[\texttt{#2}:]%
1058   \setlength{\parskip}{1.5ex}%
1059   \DescribeCounter[#1]{#2}%
1060 }
```

`\ItemDescribeHook` [*category*] {*name*}

```
1061 \newcommand{\ItemDescribeHook}[2][]{%
1062   \item[\texttt{#2}:]%
1063   \setlength{\parskip}{1.5ex}%
1064   \DescribeHook[#1]{#2}%
1065 }
```

`\ItemDescribeSocket` [*category*] {*name*}



```

1066 \newcommand{\ItemDescribeSocket}[2][]{%
1067   \item[\texttt{#2}:]%
1068   \setlength{\parskip}{1.5ex}%
1069   \DescribeSocket[#1]{#2}%
1070 }

```

`\ItemDescribePlug` [*category*] {*name*}

```

1071 \newcommand{\ItemDescribePlug}[2][]{%
1072   \item[\texttt{#2}:]%
1073   \setlength{\parskip}{1.5ex}%
1074   \DescribePlug[#1]{#2}%
1075 }

```

`\ItemDescribeKey` [*category*] {*name*}

```

1076 \newcommand{\ItemDescribeKey}[2][]{%
1077   \item[\texttt{#2}:]%
1078   \setlength{\parskip}{1.5ex}%
1079   \DescribeKey[#1]{#2}%
1080 }

```

`\ItemDescribePackage` [*category*] {*name*}

```

1081 \newcommand{\DTXD@ItemDescribePackage}[2][]{%
1082   \item[\texttt{#2}:]%
1083   \setlength{\parskip}{1.5ex}%
1084   \DescribePackage[#1]{#2}%
1085   \endgroup%
1086 }
1087
1088 \newcommand{\ItemDescribePackage}{%
1089   \begingroup\catcode'\_ =12 \DTXD@ItemDescribePackage%
1090 }

```

`\ItemDescribeClass` [*category*] {*name*}

```

1091 \newcommand{\DTXD@ItemDescribeClass}[2][]{%
1092   \item[\texttt{#2}:]%
1093   \setlength{\parskip}{1.5ex}%
1094   \DescribeClass[#1]{#2}%
1095   \endgroup%
1096 }
1097
1098 \newcommand{\ItemDescribeClass}{%
1099   \begingroup\catcode'\_ =12 \DTXD@ItemDescribeClass%
1100 }

```

`\ItemDescribeOption` [*category*] {*name*}

```
1101 \newcommand{\ItemDescribeOption}[2][]{%
1102   \item[\texttt{#2}:]%
1103   \setlength{\parskip}{1.5ex}%
1104   \DescribeOption[#1]{#2}%
1105 }
```

`\ItemDescribeFile` [*category*] {*name*}

```
1106 \newcommand{\DTXD@ItemDescribeFile}[2][]{%
1107   \item[\texttt{#2}:]%
1108   \setlength{\parskip}{1.5ex}%
1109   \DescribeFile[#1]{#2}%
1110   \endgroup%
1111 }
1112
1113 \newcommand{\ItemDescribeFile}{%
1114   \begingroup\catcode'\_ =12 \DTXD@ItemDescribeFile%
1115 }
```

`\ItemDescribeProgram` [*category*] {*name*}

```
1116 \newcommand{\DTXD@ItemDescribeProgram}[2][]{%
1117   \item[\texttt{#2}:]%
1118   \setlength{\parskip}{1.5ex}%
1119   \DescribeProgram[#1]{#2}%
1120   \endgroup%
1121 }
1122
1123 \newcommand{\ItemDescribeProgram}{%
1124   \begingroup\catcode'\_ =12 \DTXD@ItemDescribeProgram%
1125 }
```

`\ItemDescribeCommand` [*category*] {*name*}

```
1126 \newcommand{\DTXD@ItemDescribeCommand}[2][]{%
1127   \item[\texttt{#2}:]%
1128   \setlength{\parskip}{1.5ex}%
1129   \DescribeCommand[#1]{#2}%
1130   \endgroup%
1131 }
1132
1133 \newcommand{\ItemDescribeCommand}{%
1134   \begingroup\catcode'\_ =12 \DTXD@ItemDescribeCommand%
1135 }
```

`\ItemDescribeObject` [*category*] {*name*}

```
1136 \newcommand{\ItemDescribeObject}[2][]{%
1137   \item[\texttt{#2}:]%
1138   \setlength{\parskip}{1.5ex}%
1139   \DescribeObject[#1]{#2}%
1140 }
```

`\ItemDescribeOther` [*category*] {*name*}

```
1141 \newcommand{\ItemDescribeOther}[2][]{%
1142   \item[\texttt{#2}: ]%
1143   \setlength{\parskip}{1.5ex}%
1144   \DescribeOther[#1]{#2}%
1145 }
```

## 6.17 `\margintag`, `\watchout`

`\margintagcolor` The color of the `\margintag`.

```
1146 \newcommand*{\margintagcolor}{blue!70!black}
```

`\margintag` {*text*}

Prints a colored margin tag.

```
1147 \newcommand{\margintag}[1]{%
1148 \@ifundefined{@capttype}{% not float?
1149 \marginpar{\raggedleft\textcolor{\margintagcolor}{#1}}%
1150 \ignorespaces%
1151 }{ }% not float?
1152 }
```

`\watchoutcolor` The color of the `\watchout`.

```
1153 \newcommand*{\watchoutcolor}{red!50!black}
```

`\watchout` [*text*]

Prints a warning sign and optional text.

```
1154 \newcommand{\watchout}[1][]{%
1155 \@ifundefined{@capttype}{% not float?
1156   \marginpar{%
1157     \raggedleft%
1158     \textcolor{\watchoutcolor}{\warningsign\normalsize\quad#1}%
1159   }%
1160   \ignorespaces%
1161 }{ }% not float?
1162 }
```

## 6.18 Nesting

Shows a box enclosing a label for the container, and the container's contents. May be nested.

`\shownesting` [*fraction of linewidth*] {*container*} {*contents*}

```

1163 \NewDocumentCommand{\shownesting}{s O{1} m m}{
1164   \IfBooleanF{#1}{
1165     \par\smallskip
1166   }
1167   \fbox{
1168     \begin{minipage}{#2\linewidth-2em}
1169       \hbadness=10000\relax%
1170       #3\par\smallskip
1171       \hspace{1em}
1172       \begin{minipage}{\linewidth-1.5em}
1173         #4
1174       \end{minipage}
1175     \end{minipage}
1176   }
1177 }
```

## 6.19 The dtxexample environment

Also see example 15 on page 28.

`dtxexample_cut.tex` (*file*) Used to store the `\input` example code.

`DTXD@examplerulecolor` [*color*] The color of the middle rule in the dtxexample.

```
1178 \definecolor{DTXD@examplerulecolor}{rgb}{.9,.9,.9}
```

`\dtxexamplecodename` The text name of the code section.

```
1179 \newcommand*{\dtxexamplecodename}{Code:}
```

`\dtxampleresultname` The text name of the result section.

```
1180 \newcommand*{\dtxampleresultname}{Result:}
```

`dtxexample` (*env.*) \* [*notes/cross-references*] {*caption & label*}

Reads the code listing as a verbatim input using the `fancybox` package, then displays the code listing as a verbatim output, and also executes the code and displays the result. A title caption is specified, along with optional cross-referencing commands or notes to refer to the results. The unstarred version places the code inside a minipage, forbidding a page break in the middle of the code listing. The starred version does not use a minipage. This is required when the code is too large to fit on a single page.

```

1181 \NewDocumentEnvironment{dtxexample}{s +O{ } m}
1182 {% start dtxexample
```

Copy the environment's contents to the file `dtxexample_cut.tex`:

```
1183 \VerbatimOut[gobble=\DTXD@gobble,tabsize=4]{dtxexample_cut.tex}%
1184 }% start dtxexample
```

When the environment closes:

```
1185 {% end dtxexample
```

Finish the verbatim output:

```
1186 \endVerbatimOut
1187 \par
1188 \addvspace{\bigskipamount}
```

If unstarred, typeset the example in a minipage, else use a float:

```
1189 \IfBooleanTF{#1}%
1190   {% minipage
1191     \minipage{\linewidth}%
1192     \captionsetup{type=dtexamplefloat}%
1193   }%
1194   {% float
1195     \begin{dtexamplefloat}%
1196   }%

1197 \hrule\medskip
1198 \caption{#3}
```

Typeset the contents as verbatim:

```
1199 \textcolor{DTXD@examplerulecolor}{\smallskip\hrule}
1200 \smallskip
1201 {\scriptsize\itshape\dtexamplecodename}
1202 \VerbatimInput[tabsize=4]{dtxexample_cut.tex}
1203 \unskip
1204 \textcolor{DTXD@examplerulecolor}{\hrule}
1205 \smallskip
1206 {\scriptsize\itshape\dtexampleresultname}
1207
```

Possible add the optional cross-references or notes:

```
1208 \ifstrempy{#2}
1209 {}
1210 {{\itshape\small #2}}
```

If unstarred, close the float or `\minipage`.

```
1211 \IfBooleanTF{#1}%
1212   {\endminipage}%
1213   {\end{dtexamplefloat}}%
1214 } % end dtxexample
```

Outside of the environment's scope, input the example to generate its output and labels:

```
1215 \AfterEndEnvironment{dtxexample}
1216 {%
```

Execute the code:

```
1217 \par\unskip\input{dtxexample_cut.tex}%
```

Closing rule::

```
1218 \medskip\hrule%
1219 }
```

`\DeclareFloatingEnvironment [dtxexamplefloat]` A new float type for the examples.

```
1220 \DeclareFloatingEnvironment[
1221 fileext=lox,
1222 listname={List of Examples},
1223 name=Example,
1224 placement=hbpb
1225 ]{dtxexamplefloat}
```

`\captionsetup [dtxexamplefloat]` Caption setup for the examples.

```
1226 \captionsetup*[dtxexamplefloat]{
1227 format=hang,
1228 font=bf,
1229 justification=raggedright,
1230 singlelinecheck=false,
1231 skip=0pt,
1232 position=top,
1233 }
```

`\crefname [dtxexamplefloat]` Name for `cleveref`. `\crefname` here is required for documents not using the doc class:

```
1234 %\AddToHook{begindocument/after}{% Before .aux file is loaded.
1235 \AtBeginDocument{
1236     \ifdef{\crefname}{
1237         \crefname{dtxexamplefloat}{example}{examples}
1238     }{}
1239 }
```

## 6.20 noindmacro and noindenvironment

Similar to `macro` and `environment`, but not indexed.

`noindmacro (env) {<name>}`

```

1240 \newenvironment{noindmacro}[1]
1241 {
1242   \setlength{\parskip}{\marginparpush}
1243   \leavevmode\par\DTXD@margin tag{}\cmd{#1}}{}
1244 }
1245 {\unskip}

```

`noindenvironment (env.)`  $\{\langle name \rangle\}$

```

1246 \newenvironment{noindenvironment}[1]
1247 {
1248   \setlength{\parskip}{\marginparpush}
1249   \leavevmode\par\DTXD@margin tag{}\#1}{Env}
1250 }
1251 {\unskip}

```

## 6.21 sourcedisplay, UIdisplay, docsidebar

For use in a `sourcedisplay`:

`\fquad` Forces a quad indent.

```
1252 \newcommand*\fquad{\hspace*{1em}}
```

`\fqquad` Forces a double-quad indent.

```
1253 \newcommand*\fqquad{\hspace*{2em}}
```

`\fqqqquad` Forces a triple-quad indent.

```
1254 \newcommand*\fqqqquad{\hspace*{3em}}
```

`sourceverb (env.)` To typeset a block of source code, `verbatim`.

```

1255 \DefineVerbatimEnvironment{sourceverb}{Verbatim}
1256   {gobble=\DTXD@gobble, tabsize=4, xleftmargin=2em}
1257 \BeforeBeginEnvironment{sourceverb}{\vspace*{-.5\parskip}}

```

`fsourceverb (env.)` To typeset a framed block of source code, `verbatim`.

```

1258   \DefineVerbatimEnvironment{fsourceverb}{Verbatim}
1259     {gobble=\DTXD@gobble, tabsize=4, xleftmargin=2em, frame=lines}
1260 \BeforeBeginEnvironment{fsourceverb}{\vspace*{-.5\parskip}}

```

`sourcedisplay (env.)` To typeset a block of source code, allowing direct formatting.

```

1261 \newenvironment{sourcedisplay}
1262 {
1263   \leavevmode
1264   \par
1265   \fqquad\minipage{\linewidth-4em}
1266   \ttfamily
1267 }
1268 {%
1269   \endminipage
1270   \par
1271 }

```

`UIDisplay` (*env.*) To typeset a user interface display.

```

1272 \newenvironment{UIDisplay}
1273 {
1274   \leavevmode
1275   \par
1276   \fqquad\minipage{\linewidth-4em}
1277   \sffamily\bfseries
1278 }
1279 {
1280   \endminipage
1281   \par
1282 }

```

`\userentryname` Text to tell the user to enter the following item.

```

1283 \newcommand*{\userentryname}{Enter~$\Rightarrow$}

```

`\userentry`  $\{ \langle \textit{text to enter} \rangle \}$

Typesets text to be entered by the users.

```

1284 \newcommand{\userentry}[1]{%
1285 \par
1286 \fqquad%
1287 \begin{minipage}{\linewidth-2em}
1288   {\footnotesize \userentryname}\quad\cmds{#1}
1289 \end{minipage}
1290 \par
1291 }

```

`docsidebar` (*env.*) To typeset a sidebar in the documentation.

```

1292 \newenvironment{docsidebar}[1][[]
1293 {%
1294   \quote\unskip\medskip
1295   \setlength{\parskip}{1.5ex}%
1296   \ifblank{#1}{\textit{#1}\newline}%
1297   \rule[.5\bigskipamount]{\linewidth}{.4pt}%

```



```

1298 \newline%
1299 }
1300 {%
1301 \leavevmode\par
1302 \rule[\bigskipamount]{\linewidth}{.4pt}
1303 \endquote\unskip
1304 }

```

## 6.22 Formatted objects

Macros to format references to various kinds of objects.

### 6.22.1 L<sup>A</sup>T<sub>E</sub>X objects

`\pkg` {*⟨name⟩*} Also useable for class names.

```
1305 \providerobustcmd*{\pkg}[1]{\mbox{\textsf{#1}}}
```

`\cs` {*⟨csname⟩*} From `ltxdoc`.

```
1306 \providerobustcmd*{\cs}[1]{\texttt{\char'\#1}}
```

`\env` {*⟨name⟩*}

```
1307 \providerobustcmd*{\env}[1]{\mbox{\texttt{#1}}}
```

`\marg` {*⟨argument⟩*} From `ltxdoc`.

```
1308 \providecommand\marg[1]{%
1309 {\ttfamily\char'\{} \meta{#1} {\ttfamily\char'\}}}
```

`\oarg` [*⟨argument⟩*] From `ltxdoc`.

```
1310 \providecommand\oarg[1]{%
1311 {\ttfamily[] \meta{#1} {\ttfamily[]}}
```

`\parg` (*⟨argument⟩*) From `ltxdoc`.

```
1312 \providecommand\parg[1]{%
1313 {\ttfamily() \meta{#1} {\ttfamily()}}
```

`\ctr` {*⟨name⟩*}

```
1314 \providerobustcmd*{\ctr}[1]{\mbox{\texttt{#1}}}
```

`\bool` {*<name>*}

```
1315 \providerobustcmd*{\bool}[1]{\mbox{\texttt{#1}}}
```

`\optn` {*<name>*}

```
1316 \providerobustcmd*{\optn}[1]{\mbox{\texttt{#1}}}
```

`\TOC`

```
1317 \providerobustcmd*{\TOC}{\acro{TOC}}
```

`\LOF`

```
1318 \providerobustcmd*{\LOF}{\acro{LOF}}
```

`\LOT`

```
1319 \providerobustcmd*{\LOT}{\acro{LOT}}
```

### 6.22.2 Programs and commands

`\cmds` {*<commands to print>*} No processing is provided for special characters.

```
1320 \providerobustcmd*{\cmds}[1]{\mbox{\textbf{\texttt{#1}}}}
```

`\progcode` {*<code to print>*} No processing is provided for special characters.

```
1321 \providerobustcmd*{\progcode}[1]{\mbox{\texttt{#1}}}
```

`\prog` {*<program name>*} Underscores are allowed.

```
1322 \newcommand*{\DTXD@prog}[1]{%
1323   \mbox{\textsf{\textsl{\detokenize{#1}}}}%
1324   \endgroup%
1325 }
1326
1327 \providerobustcmd*{\prog}{%
1328   \begingroup%
1329   \catcode'\_ =12%
1330   \DTXD@prog%
1331 }
```

`\filenm` {*<file name>*} Underscores are allowed.

```
1332 \newcommand*{\DTXD@filenm}[1]{%
```

```
1333   \mbox{\texttt{\detokenize{#1}}}%
1334   \endgroup%
1335 }
1336
1337 \providerobustcmd*{\filenm}{%
1338   \begingroup%
1339   \catcode'\_ =12%
1340   \DTXD@filenm%
1341 }
```

\UI General user-interface text.

```
1342 \providerobustcmd*{\UI}[1]{\textbf{\textsf{#1}}}
```

### 6.22.3 File types

\ODT

```
1343 \providerobustcmd*{\ODT}{\acro{ODT}}
```

\SVG

```
1344 \providerobustcmd*{\SVG}{\acro{SVG}}
```

\PNG

```
1345 \providerobustcmd*{\PNG}{\acro{PNG}}
```

\GIF

```
1346 \providerobustcmd*{\GIF}{\acro{GIF}}
```

\JPG

```
1347 \providerobustcmd*{\JPG}{\acro{JPG}}
```

\EPS

```
1348 \providerobustcmd*{\EPS}{\acro{EPS}}
```

\PDF

```
1349 \providerobustcmd*{\PDF}{\acro{PDF}}
```

\DVI

```
1350 \providerobustcmd*{\DVI}{\acro{DVI}}
```

### 6.22.4 Internet

`\UTF`

1351 `\providerobustcmd*{\UTF}{\acro{UTF}}`

`\URL`

1352 `\providerobustcmd*{\URL}{\acro{URL}}`

`\element`  $\{\langle name \rangle\}$

1353 `\providerobustcmd*{\element}[1]{\texttt{\langle #1 \rangle}}`

`\attribute`  $\{\langle name \rangle\}$

`\attrib`  $\{\langle name \rangle\}$

Each of these is “provided”, and any prior meaning will be unchanged. In particular, LuaTeX uses `\attribute`, so its meaning is unchanged if using LuaTeX.

1354 `\providerobustcmd*{\attrib}[1]{\mbox{\texttt{\langle #1 \rangle}}`

1355

1356 `\providerobustcmd*{\attribute}[1]{\mbox{\texttt{\langle #1 \rangle}}`

`\HTML`

1357 `\providerobustcmd*{\HTML}{\acro{HTML}}`

`\HTMLfive`

1358 `\providerobustcmd*{\HTMLfive}{\HTML\textsc{5}}`

`\CSS`

1359 `\providerobustcmd*{\CSS}{\acro{CSS}}`

`\CSSthree`

1360 `\providerobustcmd*{\CSSthree}{\CSS\textsc{3}}`

`\EPUB`

1361 `\providerobustcmd*{\EPUB}{\acro{EPUB}}`

### 6.22.5 Specific programs

`\TikZ`

1362 `\providerobustcmd*{\TikZ}{Ti\emph{k}Z}`

`\CTAN`

1363 `\providerobustcmd*{\CTAN}{\acro{CTAN}}`

`\TDS`

1364 `\providerobustcmd*{\TDS}{\acro{TDS}}`

`\MathML`

1365 `\providerobustcmd*{\MathML}{Math\acro{ML}}`

`\MathJax`

1366 `\providerobustcmd*{\MathJax}{\brand{MathJax}}`

### 6.22.6 Acronyms, brand names, trademarks

`\brand {<name>}`

1367 `\providerobustcmd*{\brand}[1]{\textsc{#1}}`

`\acro {<acronym>}`

1368 `\providerobustcmd*{\acro}[1]{\textsc{\lowercase{#1}}}`

`\supregistered` Superscript trademark symbol.

1369 `\providerobustcmd*{\supregistered}{\textsuperscript{\textregistered}}`

## 6.23 Logos

`\dviTeX` DVI T<sub>E</sub>X

1370 `\providerobustcmd*{\dviTeX}{\mbox{\DVI\, \TeX}}`

`\dviLaTeX` DVI L<sup>A</sup>T<sub>E</sub>X

1371 `\providerobustcmd*{\dviLaTeX}{\mbox{\DVI\, \LaTeX}}`

```

\pdfTeX PDF TEX

1372 \provideroobustcmd*{\pdfTeX}{\mbox{\PDF\,TeX}}

\pdfLaTeX PDF LATEX

1373 \provideroobustcmd*{\pdfLaTeX}{\mbox{\PDF\,LaTeX}}

\LuaTeX LuaTEX

1374 \provideroobustcmd*{\LuaTeX}{\mbox{LuaTeX}}

\LuaLaTeX LuaLATEX

1375 \provideroobustcmd*{\LuaLaTeX}{\mbox{LuaLaTeX}}

\XeTeX XETEX, XELATEX
\XeLaTeX
1376 \provideroobustcmd*{\XeTeXrevE}
1377   {\hspace{-.1667em}\raisebox{-.5ex}{E}\hspace{-.125em}}
1378
1379 \AtBeginDocument{
1380 \IfPackageLoadedTF{graphics}{
1381   \renewroobustcmd*{\XeTeXrevE}
1382     {\hspace{-.1667em}\raisebox{-.5ex}{\reflectbox{E}}\hspace{-.125em}}
1383 }{ }
1384 }
1385
1386 \provideroobustcmd*{\XeTeX}{\mbox{X\XeTeXrevE\TeX}}
1387 \provideroobustcmd*{\XeLaTeX}{\mbox{X\XeTeXrevE\LaTeX}}

\AmS AMS

1388 \provideroobustcmd*{\AmS}{%
1389   \leavevmode\hbox{$\mathcal A\kern-.2em\lower.376ex%
1390   \hbox{$\mathcal M$}\kern-.2em\mathcal S$}%
1391 }

\LyX LyX

1392 \provideroobustcmd*{\LyX}{\textsf{LyX}}

\BibTeX BIBTEX

1393 \provideroobustcmd*{\BibTeX}{\mbox{B\textsc{ib}\TeX}}

\MakeIndex MakeIndex

1394 \provideroobustcmd*{\MakeIndex}{\prog{MakeIndex}}

```

`\ConTeXt` ConTeXt

```
1395 \providrobustcmd*{\ConTeXt}{\mbox{Con\TeX{t}}}
```

`\MiKTeX` MiKTeX

```
1396 \providrobustcmd*{\MiKTeX}{\mbox{MiK\TeX}}
```

## 6.24 Dashes and slashes

`\thinspace` A breakable thin skip.

```
1397 \DeclareRobustCommand{\thinspace}{\hskip 0.16667em\relax}
```

`\endash` An endash: –

```
1398 \def\endash{-}
```

`\emdash` An emdash: —

```
1399 \def\emdash{-}
```

`\thinbrspace` A thin space which allows a line break.

```
1400 \newcommand{\thinbrspace}{%
1401   \hspace{.16667em}\penalty\exhyphenpenalty\hspace{0pt}%
1402 }
```

`\thinthinbrspace` A thin space which allows a line break.

```
1403 \newcommand{\thinthinbrspace}{%
1404   \hspace{.08333em}\penalty\exhyphenpenalty\hspace{0pt}%
1405 }
```

`\Dash` An unbreakable thin space, emdash, and breakable thin space.

```
1406 \newrobustcmd{\Dash}{\unskip\thinspace\emdash\thinbrspace}
```

`\dash` An unbreakable thin space, endash, and breakable thin space.

```
1407 \newrobustcmd{\dash}{\unskip\thinspace\endash\thinbrspace}
```

`\Slash` An unbreakable very thin space, a slash, and a breakable thin space.

```
1408 \newrobustcmd{\Slash}{\unskip\hspace{.08333em}/\thinthinbrspace}
```

## 7 Compiling dtxdescribe

To compile the dtxdescribe package:

```
Enter ⇒ pdflatex dtxdescribe.ins
```

To compile the dtxdescribe documentation

```
Enter ⇒ pdflatex dtxdescribe.dtx
```

(Several times)

```
Enter ⇒ makeindex -s gglo.ist -o dtxdescribe.gls dtxdescribe.glo
```

```
Enter ⇒ makeindex -s gind.ist dtxdescribe
```

```
Enter ⇒ pdflatex dtxdescribe.dtx
```

(Several times)



## A Change History

v0.10			
	General: 2016/12/08 Initial ver	1	
v0.11			
	General: 2018/03/30	1	
	\DTXD@cmdmargin@index: Index tag no longer plural.	43	
	\DTXD@index: Index tag no longer plural.	41	
	\watchout: Changed to \raggedleft.	67	
v1.00			
	General: 2019/01/11	1	
	Added formatted objects.	73	
	Added logos.	77	
	Cut file name changed to dtxexample_cut.tex	68	
	\DescribeClass: Fix: Allow underscore.	57	
	\DescribeDefault: Added.	63	
	\DescribeDefaultcolor: Added.	63	
	\DescribeMacro: Sans tag font.	53	
	\DescribePackage: Fix: Allow underscore.	57	
	docsidebar: Added.	72	
	\DTXD@cmdmargin@index: Sans tag font.	42	
	\DTXD@filemarginpar@index: Fix: File category.	54	
	\DTXD@printtype: Sans tag font.	39	
	\dtxexamplecodename: Added.	68	
	\dtxexampleresultname: Added.	68	
	\fqqquad: Added.	71	
	\fqquad: Added.	71	
	\fsourceverb: Added.	71	
	\ItemDescribeArgument: Added.	64	
	\ItemDescribeBoolean: Added.	64	
	\ItemDescribeClass: Added.	65	
	\ItemDescribeCommand: Added.	66	
	\ItemDescribeCounter: Added.	64	
	\ItemDescribeEnv: Added.	64	
	\ItemDescribeFile: Added.	66	
	\ItemDescribeKey: Added.	65	
	\ItemDescribeLength: Added.	64	
	\ItemDescribeMacro: Added.	63	
	\ItemDescribeObject: Added.	66	
	\ItemDescribeOption: Added.	65	
	\ItemDescribeOther: Added.	67	
	\ItemDescribePackage: Added.	65	
	\ItemDescribeProgram: Added.	66	
	\margin@tag: Uses \margin@tagcolor.	67	
	\margin@tagcolor: Added.	67	
	noindentenvironment: Added.	71	
	noindentmacro: Added.	70	
	sourcedisplay: Added.	71	
	sourceverb: Added.	71	
	UIDisplay: Added.	72	
	\userentry: Added.	72	
	\userentryname: Added.	72	
	\watchoutcolor: Added.	67	
v1.01			
	General: 2019/03/22	1	
	Sanitize PDF bookmarks.	33	
	\DescribeMacro: Put margin tag category in brackets.	53	
	\DescribeObject: Put margin tag category in brackets.	61	
	\DescribeOther: Put margin tag category in brackets.	62	
	\DTXD@cmdmargin@index: Put margin tag category in brackets.	42	
	\DTXD@margin@tag: Put margin tag category in brackets.	40	
	sourcedisplay: Reduced width.	71	
	UIDisplay: Reduced width.	72	
v1.02			
	General: 2019/07/16	1	
	Fix if not doc package.	38	
	Fix if not hyperref package.	33	
	Fix if not ltxdoc class.	33, 38	
	\DescribeEnv: Fix if not ltxdoc class.	54	
	\DescribeMacro: Fix if not ltxdoc class.	53	
	\DescribeObject: \raggedleft margin par.	61	
	Added \ignorespaces.	61	
	\DescribeOther: \raggedleft margin par.	62	
	Added \ignorespaces.	62	
	dtxexample: Fix if not doc package.	68	
	\PrintEnvName: Fix if not ltxdoc class.	39	
	DTXD@gobble: Fix if not doc package.	37	
	\usage: Fix if not ltxdoc class.	39	
v1.03			
	General: 2022/02/01	1	
	No longer requires xifthen.	33	
	\attrib: For LuaTeX.	76	
	\cs: Provided.	73	
	\DescribeHook: Added.	60	
	\DescribeMacro: Reduce hbox warnings.	53	
	\DescribeObject: Reduce hbox warnings.	61	

\DescribeOther: Reduce hbox warnings. . . . .	62	Improved PDF bookmarks. . . . .	36, 37
\DTXD@cmdmargintagindex: Reduce hbox warnings. . . . .	42	\doc@createspecialmacrolikeindexes: Added category names for macros. . . . .	50
\DTXD@margintag: Reduce hbox warnings. . . . .	40	\DTXD@findgtempa: Detokenized names. . . . .	47
\dviLaTeX: Added. . . . .	77	\DTXD@maybecategory: \verb*. . . . .	46
\dviTeX: Added. . . . .	77	Improved line breaks. . . . .	46
\ItemDescribeHook: Added. . . . .	64	\DTXD@maybecategorylevel: \verb*. . . . .	46
\marg: Provided. . . . .	73	Fix occasional crash. . . . .	47
\MathJax: Added. . . . .	77	\DTXDbreak: Improved line breaks. . . . .	45
\oarg: Provided. . . . .	73	v1.08	
\parg: Provided. . . . .	73	General: 2024/01/08 . . . . .	1
\pdfLaTeX: Added. . . . .	78	Updated contact info. . . . .	1
\pdfTeX: Added. . . . .	78	\DescribePlug: Added. . . . .	60
\shownesting: Added. . . . .	68	\DescribeSocket: Added. . . . .	60
v1.04		\ItemDescribePlug: Added. . . . .	65
General: 2022/02/01 . . . . .	1	\ItemDescribeSocket: Added. . . . .	64
Corrected copyright date. . . . .	1	v1.09	
v1.05		General: 2024/01/20 . . . . .	1
General: 2022/09/08 . . . . .	1	Improved TOC change log and index entries. . . . .	1
\TikZ: Renamed from \tikz, cap Z. . . . .	77	Removed extra spaces. . . . .	44
v1.06		\doc@createspecialindexes: Removed extra spaces. . . . .	49
General: 2022/12/07 . . . . .	1	\doc@createspecialmacrolikeindexes: Removed extra spaces. . . . .	51
Fixed for updated doc. . . . .	35, 36, 43, 44		
\NewDocElement: Fixed for updated doc. . . . .	44		
v1.07			
General: 2023/01/03 . . . . .	1		

## B Index

<b>Symbols</b>		<b>B</b>	
\@NewDocElement . . . . .	364	Before_myenvironment (other) . . . . .	25
[H] (argument) [figure] . . . . .	24	\BibTeX . . . . .	18, 1393
[M] (argument) [figure] . . . . .	24	[bigfiles]:	
<b>A</b>		another_big_file.txt (file) . . . . .	22
\acro . . . . .	17, 1368	really_big_file.txt (file) . . . . .	22
Additional_Item (other) [othercategory] . . . . .	25	bold (argument) [\mymacro] . . . . .	24
\AmS . . . . .	18, 1388	\bool . . . . .	16, 1315
another_big_file.txt (file) [bigfiles] . . . . .	22	booleanname (boolean) [descexamples] . . . . .	26
Arguments:		Booleans:	
[H] [figure] . . . . .	24	booleanname [descexamples] . . . . .	26
[M] [figure] . . . . .	24	sampleboolean [examples] . . . . .	21
bold [\mymacro] . . . . .	24	\brand . . . . .	17, 1367
\attrib . . . . .	17, 1354	<b>C</b>	
\attribute . . . . .	17, 1354	calc (package) . . . . .	33
		caption (package) . . . . .	33
		\captionsetup [dtxexamplefloat] . . . . .	70
		class_name (class) [descexamples] . . . . .	26

Classes:		\DescribeObject	11, 933
class_name [descexamples]	26	\DescribeOption	11, 789
sample_class [examples]	22	\DescribeOther	11, 982
\cmds	16, 1320	\DescribePackage	10, 746
[color]:		\DescribePlug	10, 901
DTXD@examplerulecolor (object)	68	\DescribeProgram	11, 704
othercolor (object)	25	\DescribeSocket	10, 885
somecolor (object)	25	\doc@createspecialindexes	471
command_name (command) [descexamples]	26	\doc@createspecialmacrolikeindexes	541
Commands:		docsidebar (env.)	1292
command_name [descexamples]	26	docsidebar (env.)	15
OS_command	22	\DTXD@categorylevelname	435
\ConTeXt	18, 1395	\DTXD@cmdmargintagindex	294
Counters:		DTXD@examplerulecolor (object) [color]	68
samplecounter [examples]	21	\DTXD@filemarginparindex	656
\cphtonameref [photograph]	19	\DTXD@findcategorylevelname	456
\crefname [dtxexamplefloat]	70	\DTXD@findgtempa	464
\cs	15, 1306	DTXD@gobble	160
\CSS	17, 1359	\DTXD@gtempa@nobackslash	463
\CSSthree	17, 1360	\DTXD@index	257
\CTAN	17, 1363	\DTXD@macroname	288
\ctr	15, 1314	\DTXD@margintag	241
		\DTXD@margintagindex	283
		\DTXD@maybecategory	423
		\DTXD@maybecategorylevel	436
		\DTXD@origwindex	240
		\DTXD@printobjectname	413
		\DTXD@printtype	232
		\DTXD@verbatimcmd	291
		\DTXDbreak	412
		dtxexample (env.)	1181
		dtxexample (env.)	13
		dtxexample_cut.tex (file)	68
		\dtxexamplecodename	14, 1179
		[dtxexamplefloat]:	
		\captionsetup	70
		\crefname	70
		\DeclareFloatingEnvironment	70
		\dtxexampleresultname	14, 1180
		\DVI	16, 1350
		\dviLaTeX	17, 1371
		\dviTeX	17, 1370
		<b>E</b>	
		\element	16, 1353
		\emdash	18, 1399
		\endash	18, 1398
		\env	15, 1307
		environment (env.)	9
		environments:	
		docsidebar	1292
		docsidebar	15
		dtxexample	1181
		dtxexample	13

environment	9		
fsourceverb	<a href="#">1258</a>		
fsourceverb	15		
macro	9		
myenvironment	20		
noindentenvironment	<a href="#">1246</a>		
noindentenvironment	14		
noindmacro	<a href="#">1240</a>		
noindmacro	14		
otherenvironment	20		
sourcedisplay	<a href="#">1261</a>		
sourcedisplay	15		
sourceverb	<a href="#">1255</a>		
sourceverb	14		
Udisplay	<a href="#">1272</a>		
Udisplay	15		
\EPS	<a href="#">16</a> , <a href="#">1348</a>		
\EPUB	<a href="#">17</a> , <a href="#">1361</a>		
etoolbox (package)	33		
[examples]:			
sample_class (class)	22		
sampleboolean (boolean)	21		
samplecounter (counter)	21		
samplekey (key)	23		
sampleoption (option)	22		
samplepackage (package)	22		
sampletwokey (key)	23		
		<b>F</b>	
fancyvrb (package)	33		
[figure]:			
[H] (argument)	24		
[M] (argument)	24		
file_name (file) [descexamples]	26		
\filem	<a href="#">16</a> , <a href="#">1332</a>		
Files:			
another_big_file.txt [bigfiles]	22		
dtxexample_cut.tex	68		
file_name [descexamples]	26		
lone_file.txt	22		
really_big_file.txt [bigfiles]	22		
firstkey (key) [groupofkeys]	23		
\fqquad	<a href="#">15</a> , <a href="#">1254</a>		
\fquad	<a href="#">15</a> , <a href="#">1253</a>		
\quad	<a href="#">15</a> , <a href="#">1252</a>		
fsourceverb (env.)	<a href="#">1258</a>		
fsourceverb (env.)	15		
		<b>G</b>	
\GIF	<a href="#">16</a> , <a href="#">1346</a>		
group of objects	20		
[groupofkeys]:			
firstkey (key)	23		
secondkey (key)	23		
		<b>H</b>	
hookname (hook)	21		
Hooks:			
\hookname	21		
para/begin	21		
\HTML	<a href="#">17</a> , <a href="#">1357</a>		
\HTMLfive	<a href="#">17</a> , <a href="#">1358</a>		
hyperref (package)	33		
		<b>I</b>	
index			
by group	20		
\IndexMin (length)	38		
\ItemDescribeArgument	<a href="#">12</a> , <a href="#">1041</a>		
\ItemDescribeBoolean	<a href="#">12</a> , <a href="#">1046</a>		
\ItemDescribeClass	<a href="#">12</a> , <a href="#">1091</a>		
\ItemDescribeCommand	<a href="#">12</a> , <a href="#">1126</a>		
\ItemDescribeCounter	<a href="#">12</a> , <a href="#">1056</a>		
\ItemDescribeEnv	<a href="#">12</a> , <a href="#">1036</a>		
\ItemDescribeFile	<a href="#">12</a> , <a href="#">1106</a>		
\ItemDescribeHook	<a href="#">12</a> , <a href="#">1061</a>		
\ItemDescribeKey	<a href="#">12</a> , <a href="#">1076</a>		
\ItemDescribeLength	<a href="#">12</a> , <a href="#">1051</a>		
\ItemDescribeMacro	<a href="#">12</a> , <a href="#">1031</a>		
\ItemDescribeObject	<a href="#">12</a> , <a href="#">1136</a>		
\ItemDescribeOption	<a href="#">12</a> , <a href="#">1101</a>		
\ItemDescribeOther	<a href="#">12</a> , <a href="#">1141</a>		
\ItemDescribePackage	<a href="#">12</a> , <a href="#">1081</a>		
\ItemDescribePlug	<a href="#">12</a> , <a href="#">1071</a>		
\ItemDescribeProgram	<a href="#">12</a> , <a href="#">1116</a>		
\ItemDescribeSocket	<a href="#">12</a> , <a href="#">1066</a>		
		<b>J</b>	
\JPG	<a href="#">16</a> , <a href="#">1347</a>		
		<b>K</b>	
keyname (key) [descexamples]	26		
Keys:			
firstkey [groupofkeys]	23		
keyname [descexamples]	26		
lonekey	23		
samplekey [examples]	23		
sampletwokey [examples]	23		
secondkey [groupofkeys]	23		
		<b>L</b>	
\lengthname (length) [descexamples]	26		
Lengths:			
\IndexMin	38		
\lengthname [descexamples]	26		
\photowidth [photograph]	21		
license_agreement (other)	25		
listofdtexamplefloats	14		
\LOF	<a href="#">16</a> , <a href="#">1318</a>		
lone_file.txt (file)	22		

<code>\onekey (key)</code> .....	23		
<code>\LOT</code> .....	16, <a href="#">1319</a>		
<code>\LuaLaTeX</code> .....	18, <a href="#">1375</a>		
<code>\LuaTeX</code> .....	18, <a href="#">1374</a>		
<code>\LyX</code> .....	18, <a href="#">1392</a>		
<b>M</b>			
<code>macro (env.)</code> .....	9		
<code>\macroname [descexamples]</code> .....	26		
<code>makeidx (package)</code> .....	33		
<code>\MakeIndex</code> .....	18, <a href="#">1394</a>		
<code>\marg</code> .....	9, 15, <a href="#">1308</a>		
<code>margin tag missing</code> .....	32		
<code>\margintag</code> .....	13, <a href="#">1147</a>		
<code>\margintagcolor</code> .....	13, <a href="#">1146</a>		
<code>\MathJax</code> .....	17, <a href="#">1366</a>		
<code>\MathML</code> .....	17, <a href="#">1365</a>		
<code>\MiKTeX</code> .....	18, <a href="#">1396</a>		
<code>myenvironment (env.)</code> .....	20		
<code>[\mymacro]:</code>			
<code>bold (argument)</code> .....	24		
<code>\mymacro</code> .....	19		
<b>N</b>			
<code>newfloat (package)</code> .....	33		
<code>noindentenvironment (env.)</code> .....	<a href="#">1246</a>		
<code>noindentenvironment (env.)</code> .....	14		
<code>noindentmacro (env.)</code> .....	<a href="#">1240</a>		
<code>noindentmacro (env.)</code> .....	14		
<b>O</b>			
<code>\oarg</code> .....	9, 15, <a href="#">1310</a>		
Objects:			
<code>DTXD@examplerulecolor [color]</code> ..	68		
<code>othercolor [color]</code> .....	25		
<code>randomobject</code> .....	25		
<code>somecolor [color]</code> .....	25		
<code>\ODT</code> .....	16, <a href="#">1343</a>		
Options:			
<code>sampleoption [examples]</code> .....	22		
<code>\optn</code> .....	16, <a href="#">1316</a>		
<code>OS_command (command)</code> .....	22		
<code>Other_Item (other) [othercategory]</code> ..	25		
Other:			
<code>Additional_Item [othercategory]</code> ..	25		
<code>Before_myenvironment</code> .....	25		
<code>license_agreement</code> .....	25		
<code>Other_Item [othercategory]</code> .....	25		
<code>[othercategory]:</code>			
<code>Additional_Item (other)</code> .....	25		
<code>Other_Item (other)</code> .....	25		
<code>othercolor (object) [color]</code> .....	25		
<code>otherenvironment (env.)</code> .....	20		
<b>P</b>			
<code>package_name (package) [descexamples]</code>	26		
Packages:			
<code>calc</code> .....	33		
<code>caption</code> .....	33		
<code>etoolbox</code> .....	33		
<code>fancyvrb</code> .....	33		
<code>hyperref</code> .....	33		
<code>makeidx</code> .....	33		
<code>newfloat</code> .....	33		
<code>package_name [descexamples]</code> .....	26		
<code>pict2e</code> .....	35		
<code>samplepackage [examples]</code> .....	22		
<code>splitidx</code> .....	33		
<code>xcolor</code> .....	33		
<code>xparse</code> .....	33		
<code>xstring</code> .....	33		
<code>para/begin (hook)</code> .....	21		
<code>\parg</code> .....	9, 15, <a href="#">1312</a>		
<code>\PDF</code> .....	16, <a href="#">1349</a>		
<code>\pdfLaTeX</code> .....	17, <a href="#">1373</a>		
<code>\pdfTeX</code> .....	17, <a href="#">1372</a>		
<code>\photocaptionsetup [photograph]</code> ...	19		
<code>[photograph]:</code>			
<code>\cphotonameref</code> .....	19		
<code>\DeclareFloatingPhoto</code> .....	19		
<code>\photocaptionsetup</code> .....	19		
<code>\photowidth (length)</code> .....	21		
<code>\photowidth (length) [photograph]</code> ...	21		
<code>pict2e (package)</code> .....	35		
<code>\pkg</code> .....	15, <a href="#">1305</a>		
<code>plugname (plug)</code> .....	21		
Plugs:			
<code>plugname</code> .....	21		
<code>\PNG</code> .....	16, <a href="#">1345</a>		
<code>\PrintEnvName</code> .....	<a href="#">229</a>		
<code>\prog</code> .....	16, <a href="#">1322</a>		
<code>\progcode</code> .....	16, <a href="#">1321</a>		
<code>program_name (program)</code> .....	22		
<code>program_name (program) [descexamples]</code>	26		
Programs:			
<code>program_name</code> .....	22		
<code>program_name [descexamples]</code> .....	26		
<b>R</b>			
<code>randomobject (object)</code> .....	25		
<code>really_big_file.txt (file) [bigfiles]</code>	22		
<b>S</b>			
<code>sample_class (class) [examples]</code> .....	22		
<code>sampleboolean (boolean) [examples]</code> ..	21		
<code>samplecounter (counter) [examples]</code> ..	21		
<code>samplekey (key) [examples]</code> .....	23		
<code>sampleoption (option) [examples]</code> .....	22		

samplepackage (package) [examples] ..	22	\TOC .....	16, <u>1317</u>
sampletwokey (key) [examples] .....	23		
secondkey (key) [groupofkeys] .....	23	<b>U</b>	
\shownesting .....	13, <u>1163</u>	\UI .....	16, <u>1342</u>
\Slash .....	18, <u>1408</u>	UIdisplay (env.) .....	<u>1272</u>
socketname (socket) .....	21	UIdisplay (env.) .....	15
Sockets:		\URL .....	16, <u>1352</u>
socketname .....	21	\usage .....	234
somecolor (object) [color] .....	25	\userentry .....	15, <u>1284</u>
sourcedisplay (env.) .....	<u>1261</u>	\userentryname .....	15, <u>1283</u>
sourcedisplay (env.) .....	15	\UTF .....	16, <u>1351</u>
sourceverb (env.) .....	<u>1255</u>	<b>W</b>	
sourceverb (env.) .....	14	\warningsign .....	76
splitidx (package) .....	33	\watchout .....	13, <u>1154</u>
\supregistered .....	17, <u>1369</u>	\watchoutcolor .....	13, <u>1153</u>
\SVG .....	16, <u>1344</u>		
<b>T</b>		<b>X</b>	
\TDS .....	17, <u>1364</u>	xcolor (package) .....	33
\thinbrspace .....	18, <u>1400</u>	\XeLaTeX .....	18, <u>1376</u>
\thinspace .....	18, <u>1397</u>	\XeTeX .....	18, <u>1376</u>
\thinthinbrspace .....	18, <u>1403</u>	xparse (package) .....	33
\TikZ .....	17, <u>1362</u>	xstring (package) .....	33